



ING Bank Hipoteczny Covered bond issuer

May 2026 ING Bank Hipoteczny S.A.



do your thing

ING Bank Hipoteczny key investment highlights

High quality mortgage loan portfolio

High quality residential mortgage loan portfolio of PLN 4.6 bln, marked by low NPL's, deeply below market average.

Effective business model

Integration & close co-operation with ING Bank Śląski - 4th biggest bank in Poland*.

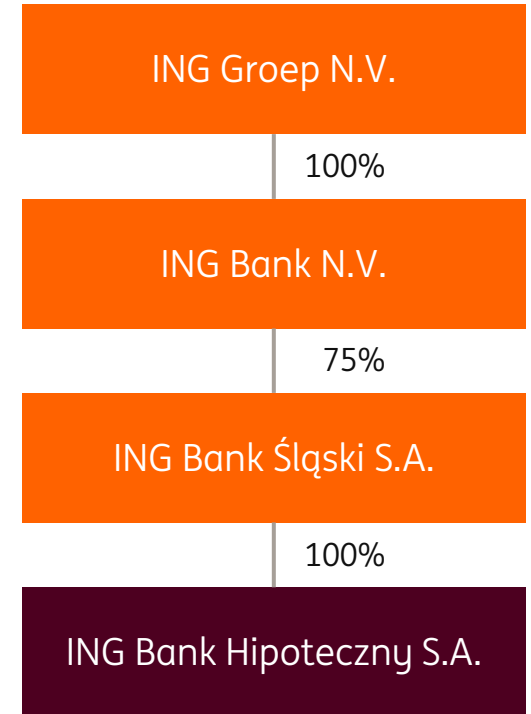
Issuer of high-quality covered bonds

PLN 1.5 bln covered bonds issued with Aa1 rating - the highest Moody's rating achievable for Polish debt securities.


Stable and secure Bank

Sound capital and liquidity position, well above regulatory requirements.

ING Bank Hipoteczny
within ING Group
31 December 2025



* Source: ING BSK Management Board Report on Operations FY 2025



Agenda

1. Overview of the Polish economy
2. Banking sector
3. Residential property market
4. Residential mortgage lending and covered bonds market
5. ING Bank Hipoteczny Issuer of mortgage covered bonds Strategy, key highlights and financial results
6. Bank's mortgage loans and cover pool
7. Covered bonds Programme
8. ING Bank Śląski Group overview
9. Polish covered bonds legal framework
10. Contact

Overview of the Polish economy

Polish economy

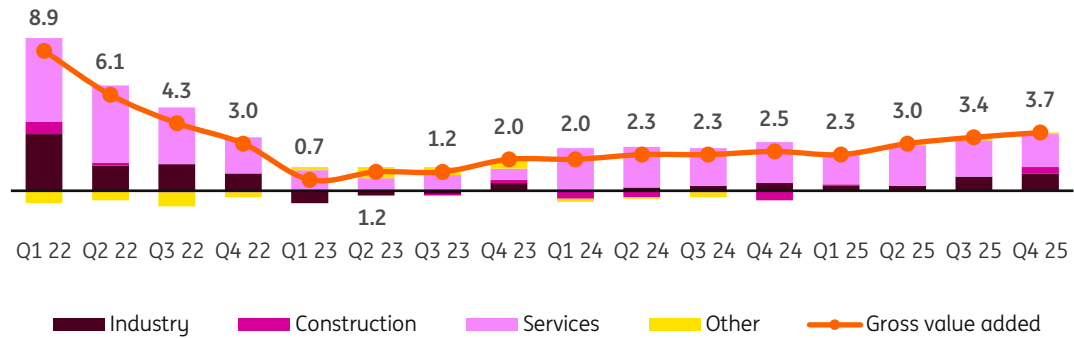
Forecasts by ING Bank Śląski economists

	2023	2024	2025	2026F	2027F
GDP growth (%)	0.2	3.2	3.6	3.4	3.2
General government sector debt according to EU methodology (% GDP)	49.5	54.8	59.7	65.3	71.2
Average annual inflation (CPI) (%)	11.4	3.6	3.6	3.5	2.9
Registered unemployment rate (%; CSO)	5.1	5.1	5.7	6.0	6.3
USD/PLN exchange rate (year-end)	3.94	4.10	3.60	3.55	3.48
EUR/PLN exchange rate (year-end)	4.33	4.27	4.23	4.22	4.25
WIBOR 3M (year-end)	5.88	5.84	4.00	3.83	3.83

GDP: Unusual economic cycle and weakness of private investment

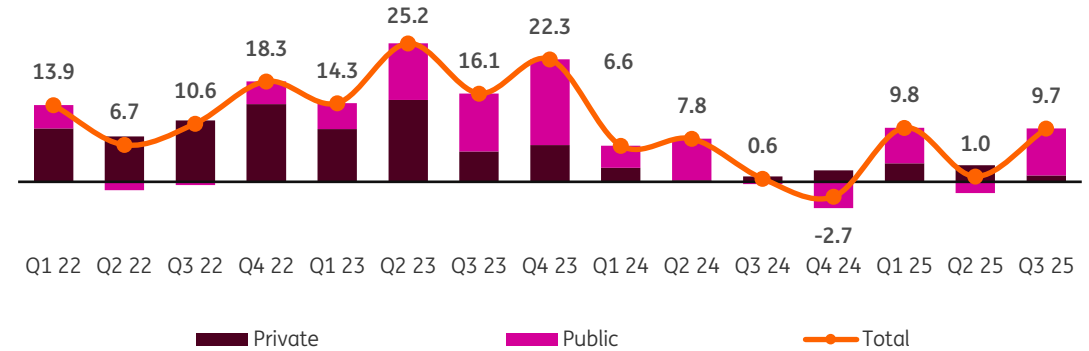
Economic growth is based on services

Gross value added, % y/y



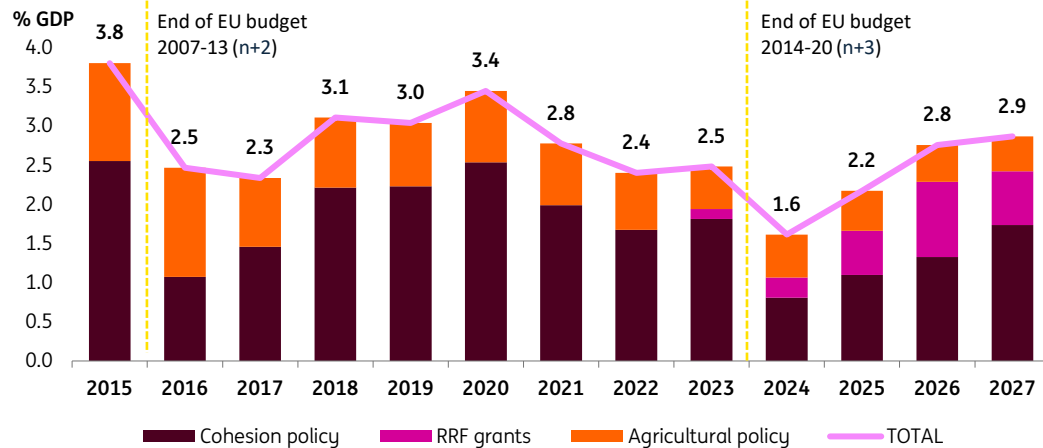
Investment rebound mainly in the public sector

Gross fixed capital formation (nominal), % y/y, p.p.



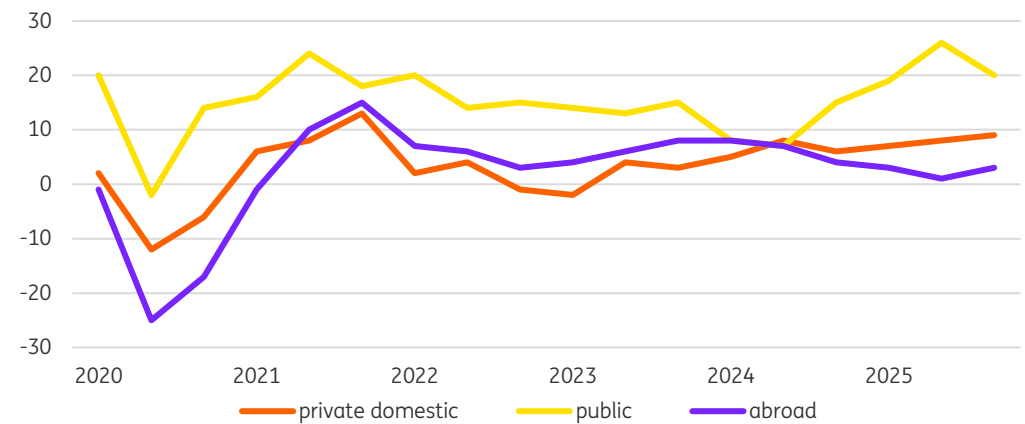
NRP funds will support economic growth in 2026

Absorption of EU funds by beneficiaries, % of GDP



Private sector still cautious in investment plans

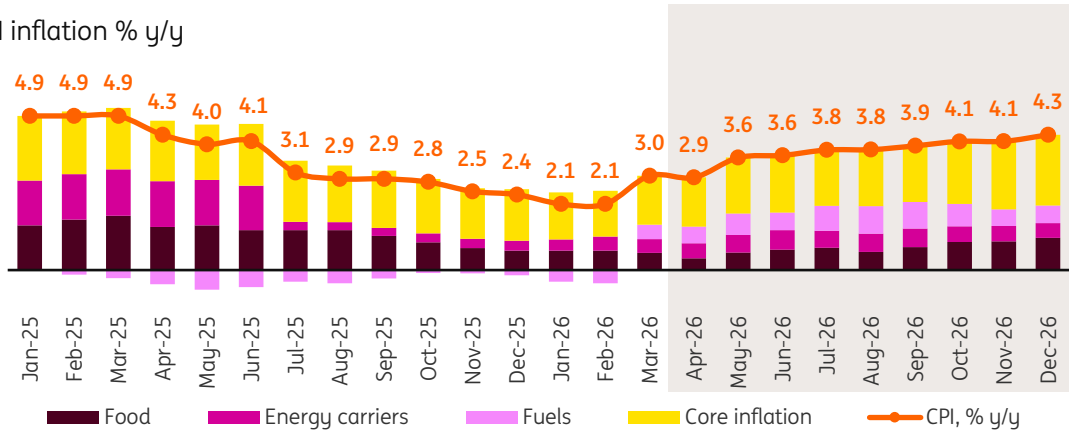
Planned change in the scale of investment in a year's time, balance of responses



Energy shock to lift inflation and give no more room for NBP rates cuts

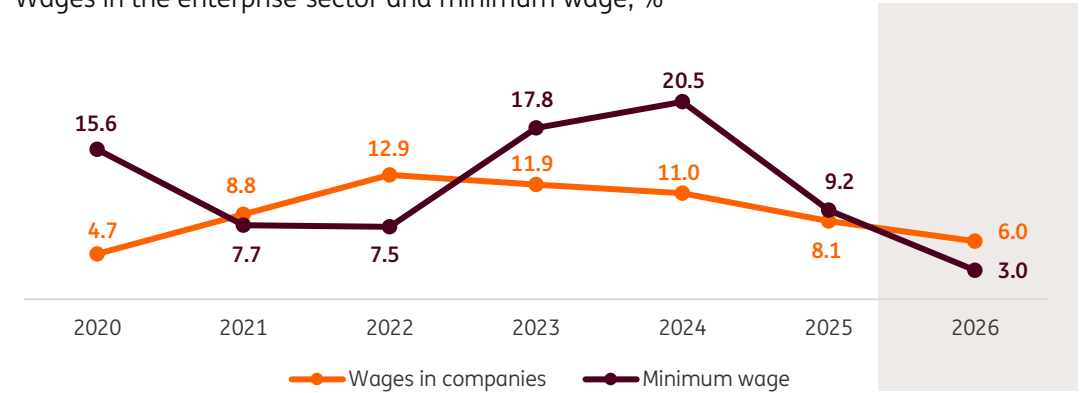
Energy shock to boost inflation for the rest of 2026

CPI inflation % y/y



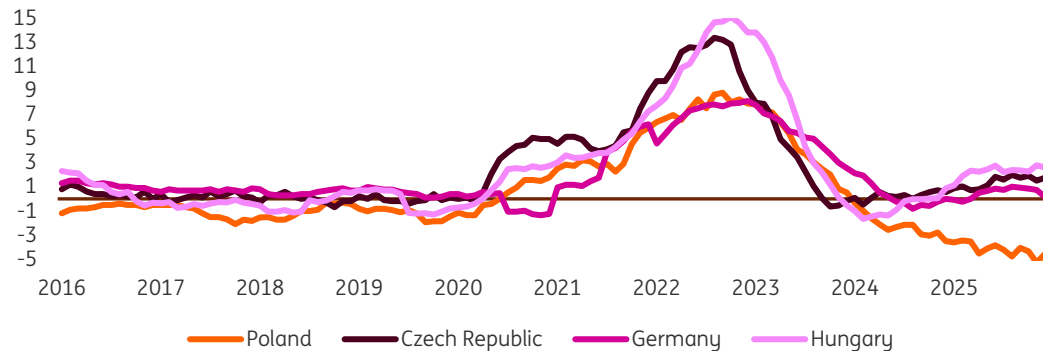
Wage pressures in the economy are easing

Wages in the enterprise sector and minimum wage, %



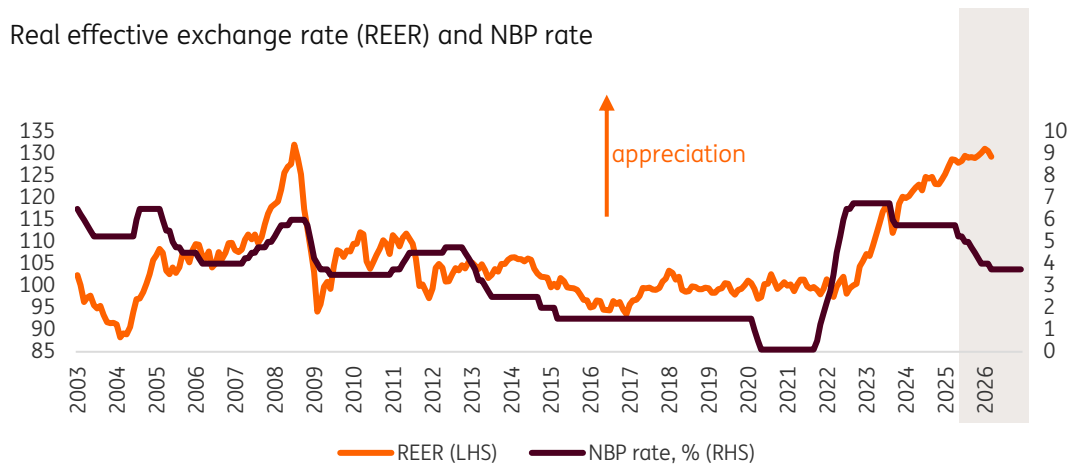
Imports of cheap goods from China contains price pressure

Prices of industrial durables, % y/y



NBP rate to stay at 3.75%

Real effective exchange rate (REER) and NBP rate



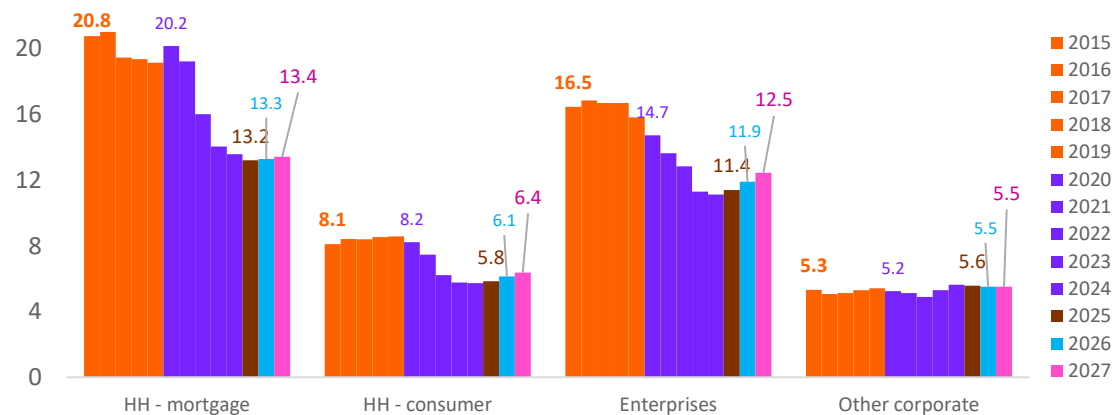
Sources: Central Statistical Office, National Bank of Poland, Bank for International Settlements.

2025 is the last year of deleveraging of the Polish economy

In 2026, credit dynamics will exceed the dynamics of nominal GDP.

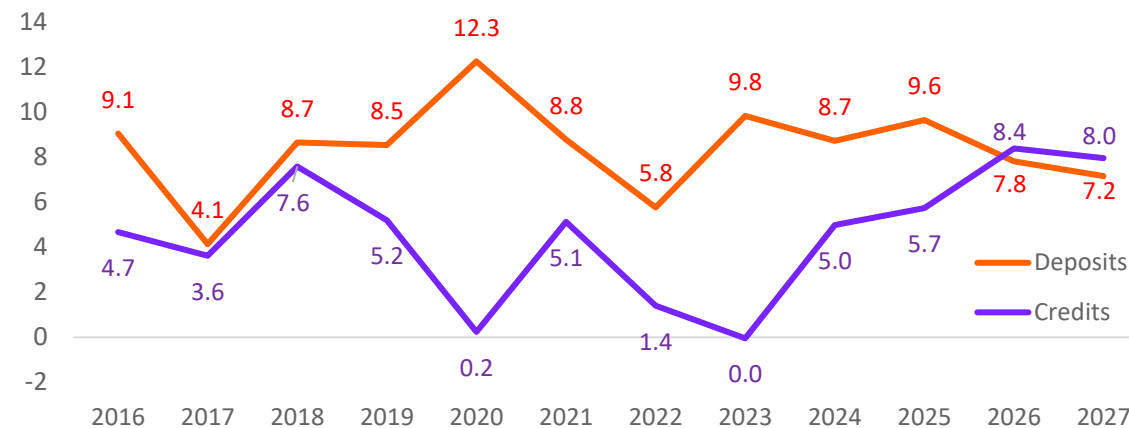
The end of the deleveraging process of the Polish economy

Value of loans, end of period in % of GDP



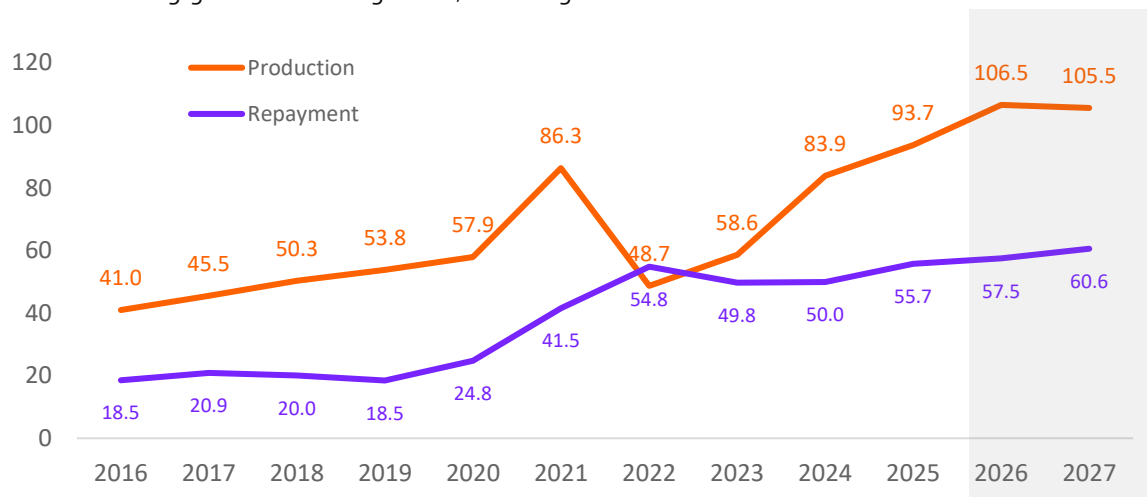
Past NBP rates cuts and strong growth support credit dynamics

Annual dynamics of total loans and deposits to the private sector, end of period in %



High production but also repayment of mortgages

Value of newly granted housing loans, annually in PLN bln



Acceleration of credit dynamics above nominal GDP growth

Annual dynamics of loans and deposits of the banking sector, end of period in %

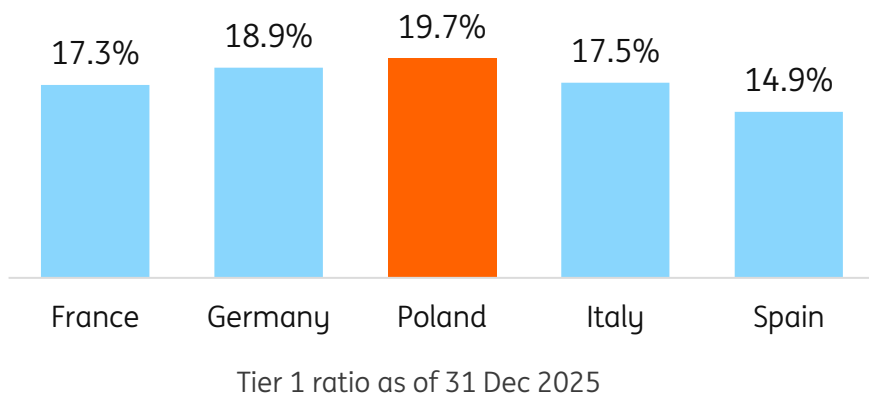
	2024	2025	2026	2027
Total loans	5.0	5.7	8.4	8.0
Households	2.8	4.2	8.1	7.3
<i>mortgage loans</i>	3.4	3.5	6.7	6.5
<i>consumer loans</i>	6.0	8.4	11.4	9.4
Corporate loans	8.0	7.8	8.8	8.8
<i>Enterprises</i>	5.3	9.0	10.7	10.4
Total deposits	8.7	9.6	7.8	7.2
Households	9.9	8.1	7.7	7.0
Corporate deposits	6.6	12.4	8.1	7.5
<i>Enterprises</i>	3.8	14.4	8.6	8.1
Nominal GDP	7.4	6.6	7.0	5.5

Banking sector



Polish banking sector

Strong capital ratio of Polish banks



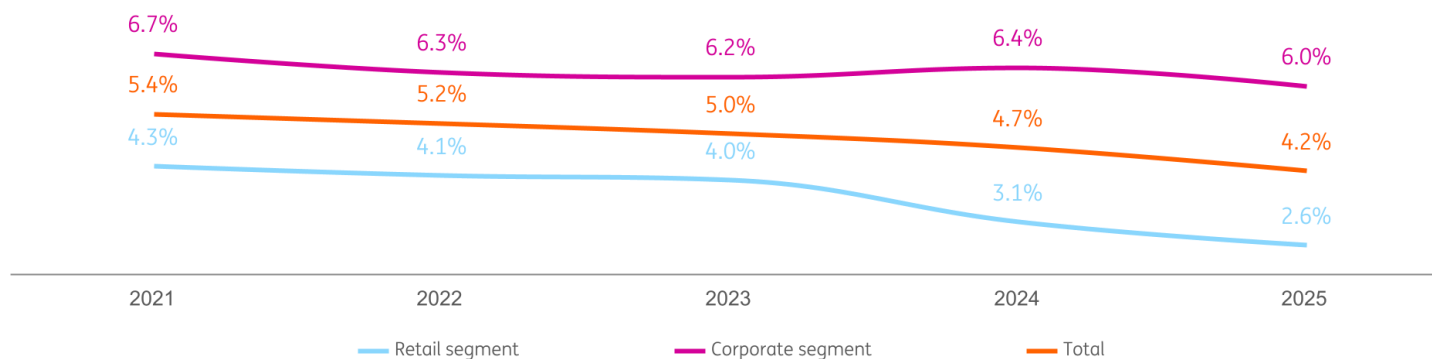
Source: ECB, KNF

Polish banking sector KPIs as of 31 December 2025

Tier 1	19.7%
TCR (total capital ratio)	21.0%
ROE (return on equity)	16.3%
ROA (return on assets)	1.4%
C/I (cost to income)	43.7%
Stage 3 ratio (mortgage loans only)	1.3%

Source: KNF

Share of receivables at Stage 3 in Polish banking sector



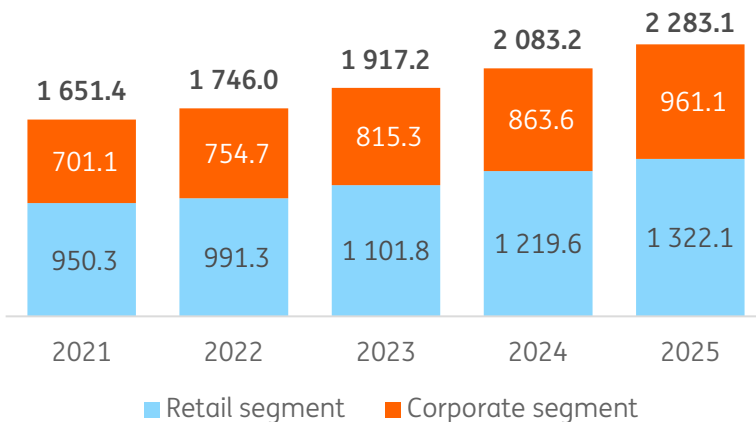
Source: KNF

Key market parameters

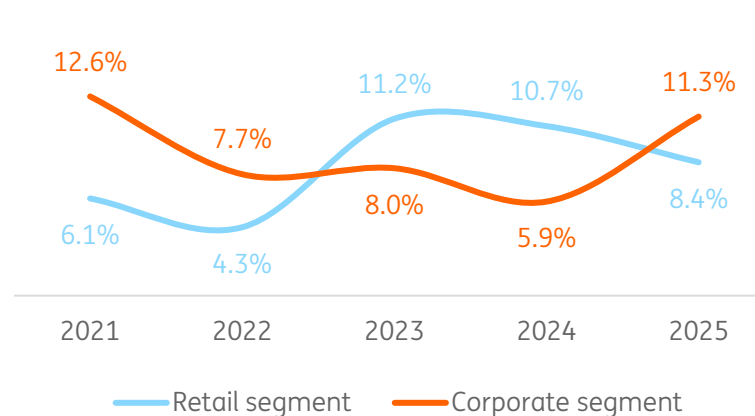
	EoY 2019	EoY 2020	EoY 2021	EoY 2022	EoY 2023	EoY 2024	EoY 2025
3M WIBOR	1.71%	0.21%	2.54%	7.02%	5.88%	5.84%	3.99%
6M WIBOR	1.79%	0.25%	2.84%	7.14%	5.82%	5.80%	3.87%

Banking sector volumes

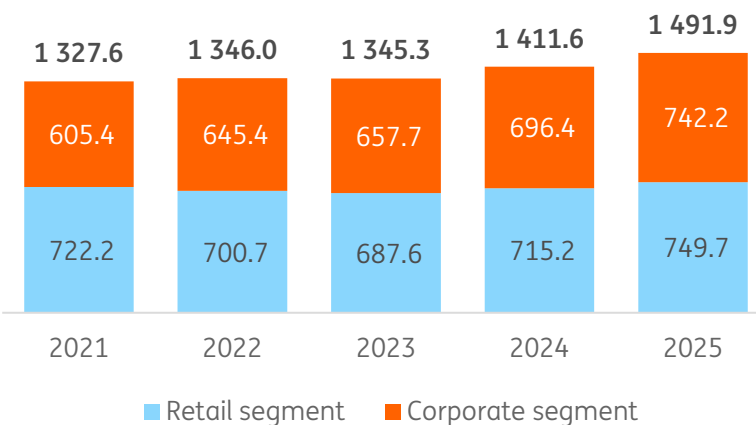
Balance of liabilities (PLN bln)



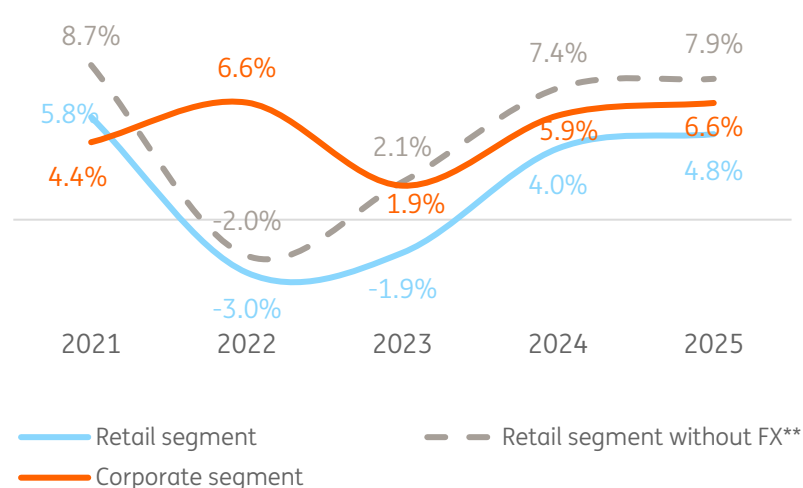
Growth rate of balance of liabilities



Balance of receivables (PLN bln)




Growth rate of balance of receivables



- Total liabilities increased by 9.6% y/y to a total of PLN 2,283.1 bln (up by PLN 199.9 bln y/y) and were characterised by higher growth rates on the deposit side of the retail segment than the corporate segment.
- Liabilities to the retail segment reached PLN 1,322.1 bln, an increase of PLN 102.5 bln y/y (+8.4% y/y) compared to the end of December 2024.
- Total receivables at the end of December 2025 increased by 5.7% y/y to a total of PLN 1,491.9 bln (up by PLN 80.3 bln y/y) and were characterised by higher growth rates on the receivables side of the corporate segment than the retail segment.
- Receivables from the retail segment reached PLN 749.7 bln in December 2025, 4.8% higher than in the previous year.
- As at the end of December 2025, the portfolio of PLN-denominated housing loans amounted to PLN 472.6 bln and was up by PLN 34.8 bln y/y. Mortgage sales alone – based on NBP data – amounted to PLN 90.5 bln from January to December 2025 (+8% y/y).

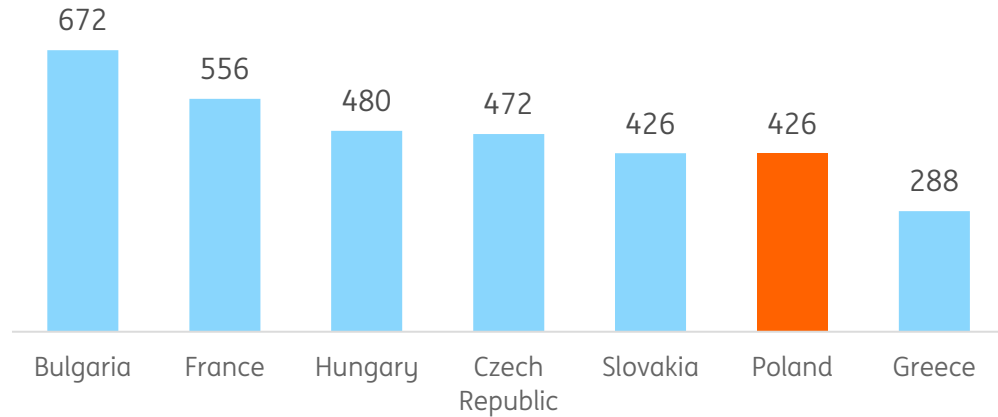
*Based on NBP data; ** excluding FX mortgage loan portfolio.

Residential property market



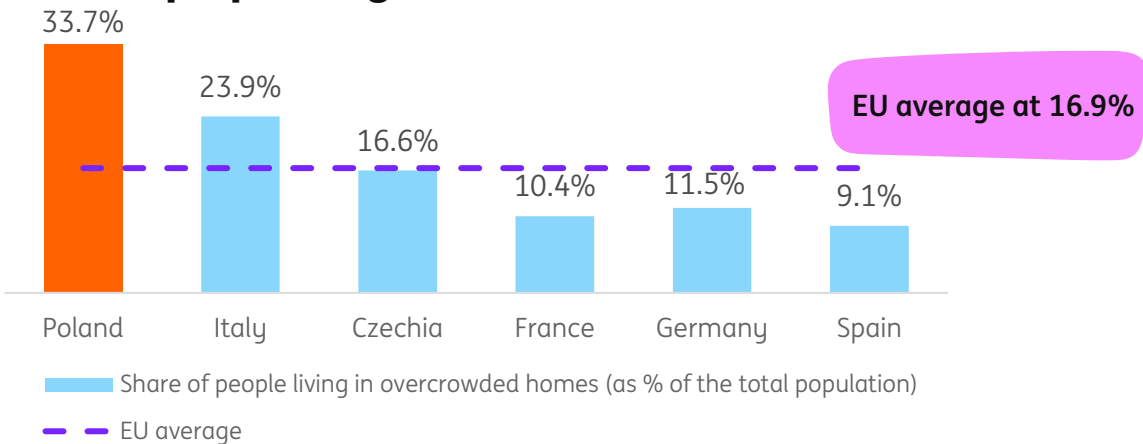
Considerable potential for further development

Number of dwellings per 1,000 citizens



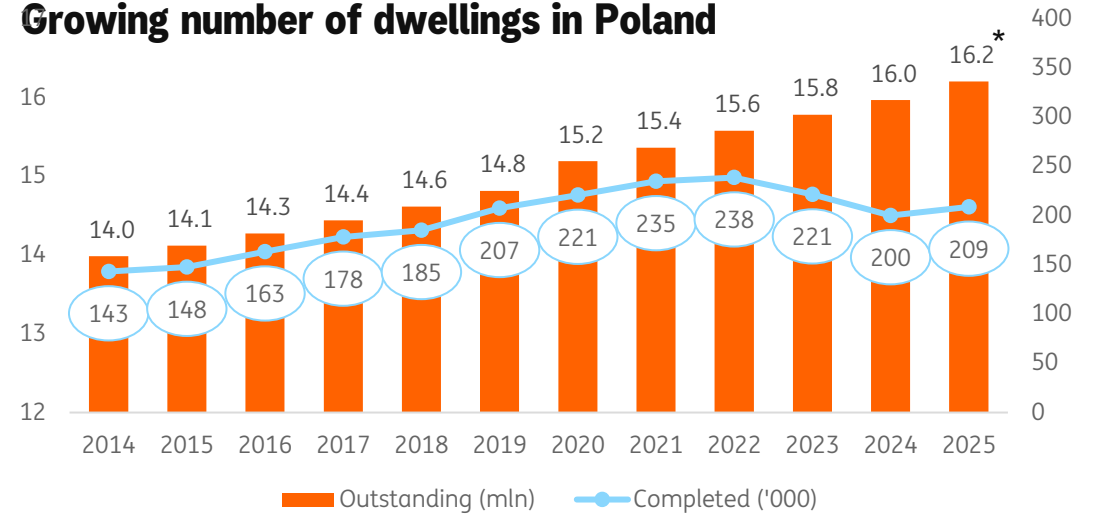
Source: Deloitte Property Index, 14th edition, August 2025

Share of people living in overcrowded homes (EoY 2024)



Source: Eurostat

Growing number of dwellings in Poland



Source: CSO (GUS)

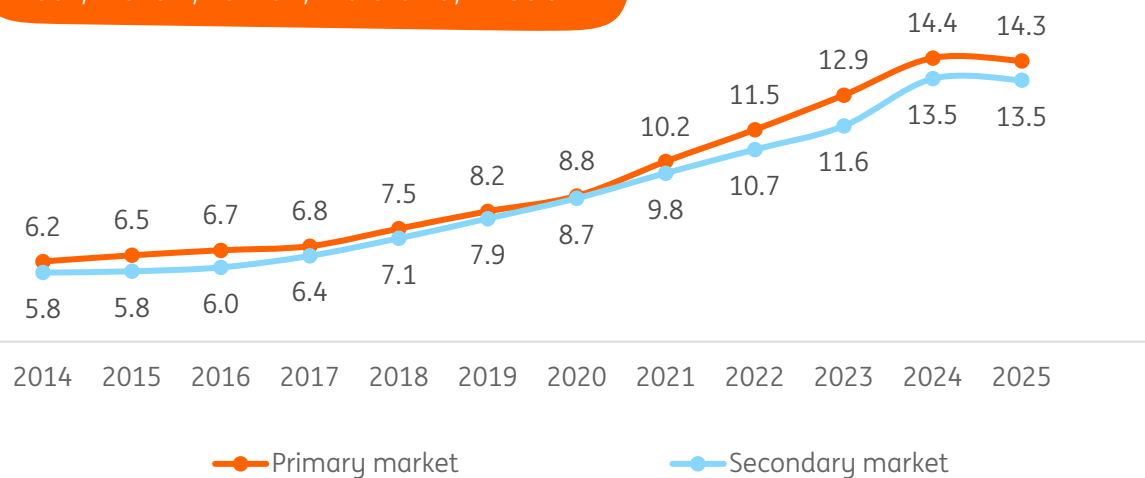
*The forecast prepared by the Bank

- The number of dwellings per one thousand inhabitants remains relatively low compared to other EU countries.
- The country ranks among those with the highest rates of overcrowded housing in Europe.
- The number of dwellings continues to grow steadily.

Stabilisation of housing prices

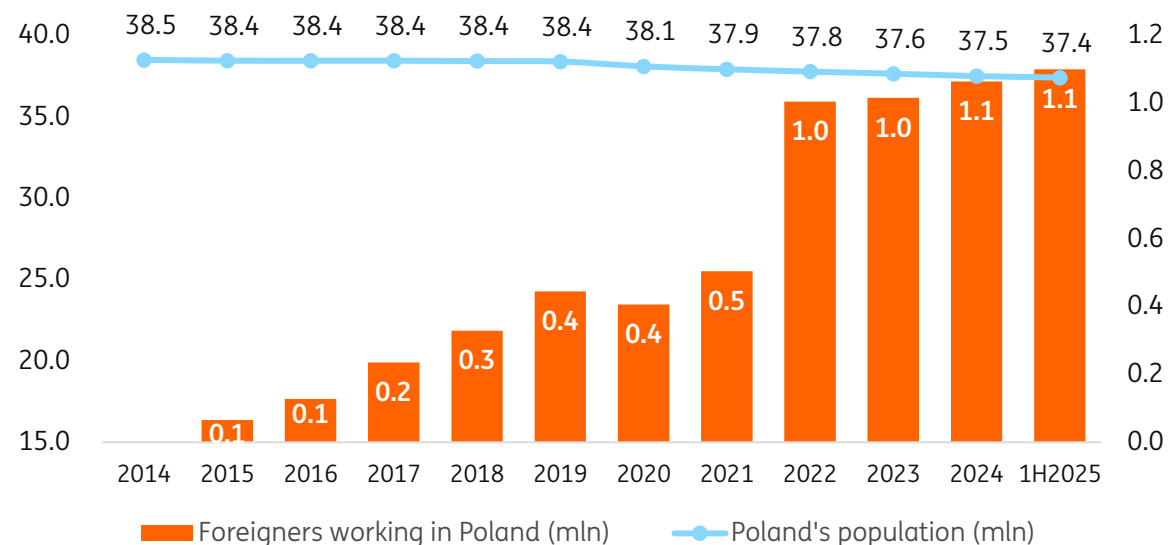
Housing prices on the Polish housing market (in PLN thousand per 1sq meter)

Average for 7 biggest cities: Gdańsk, Gdynia
Łódź, Kraków, Poznań, Warszawa, Wrocław



Source: NBP

Long-term demographic changes

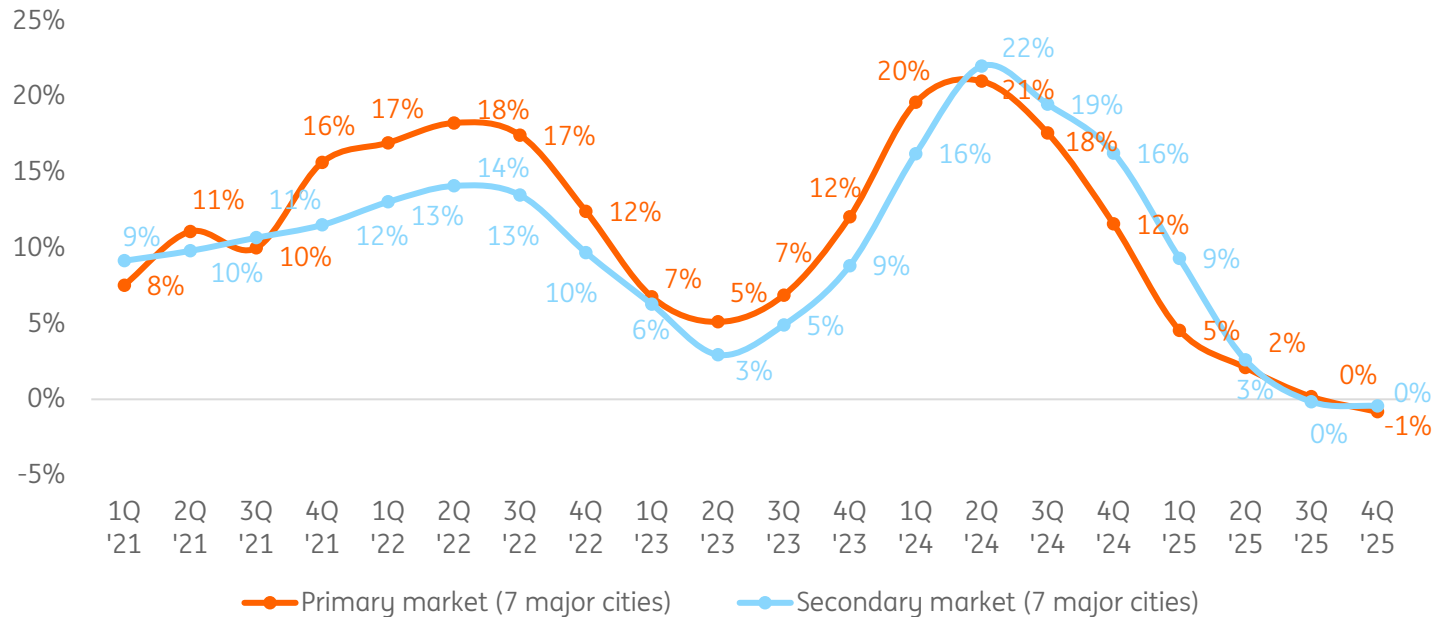


Source: CSO (GUS)

- Housing prices in Poland have been rising continuously since 2014 until 2024.
- By year-end 2025, housing prices were marginally lower than at year-end 2024 across both the primary and secondary market, with the decline not exceeding 1% (7 biggest cities).
- The slight price fluctuations observed over the past year demonstrate that the market has reached the point of stability. Property prices remained stable in most regions, and are expected to remain like that in the coming months.
- The negative impact of long-term demographic changes is reduced by the inflow of immigrants living and working in Poland.

Stabilisation of housing prices

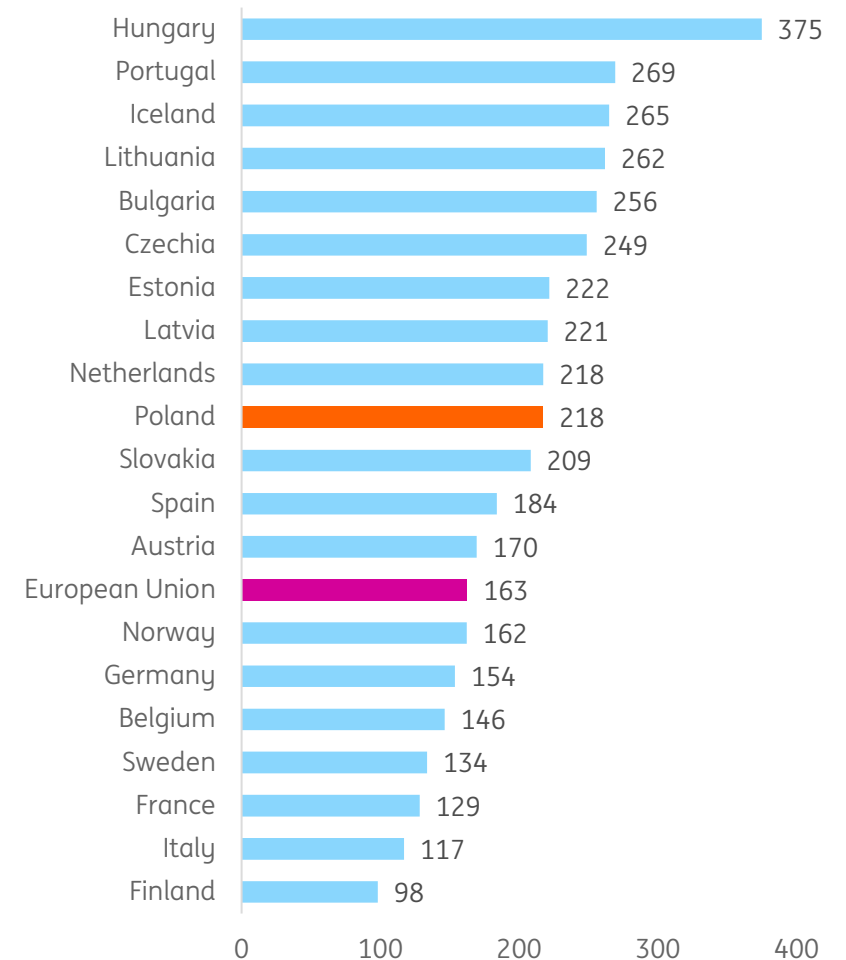
Price changes in the housing market Y / Y (%)



Source: NBP

- A slowdown in house price growth has been observed since the second half of 2024.
- In the first half of 2025, year-on-year changes did not exceed 5% in the primary market and 9% in the secondary market. The second half of the year was a phase of stabilisation and wait-and-see behavior.
- Despite the recent slowdown, Poland remains among the EU countries that have experienced some of the most significant increase in housing prices.

House price index Q3 2025 (2015 = 100)



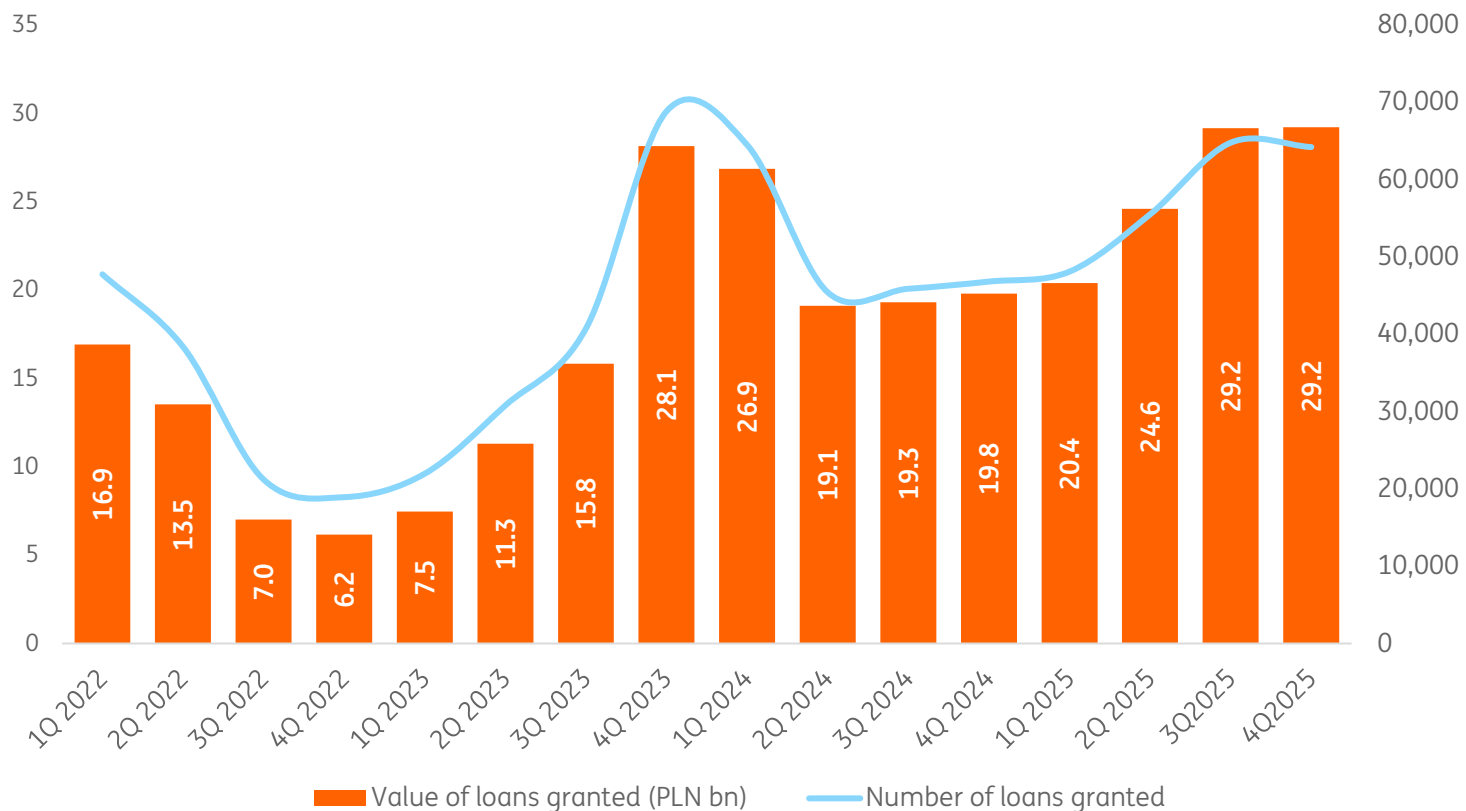
Source: NBP, Eurostat

Residential mortgage lending and covered bonds market



Current situation on the mortgage market

Origination of new mortgage loans

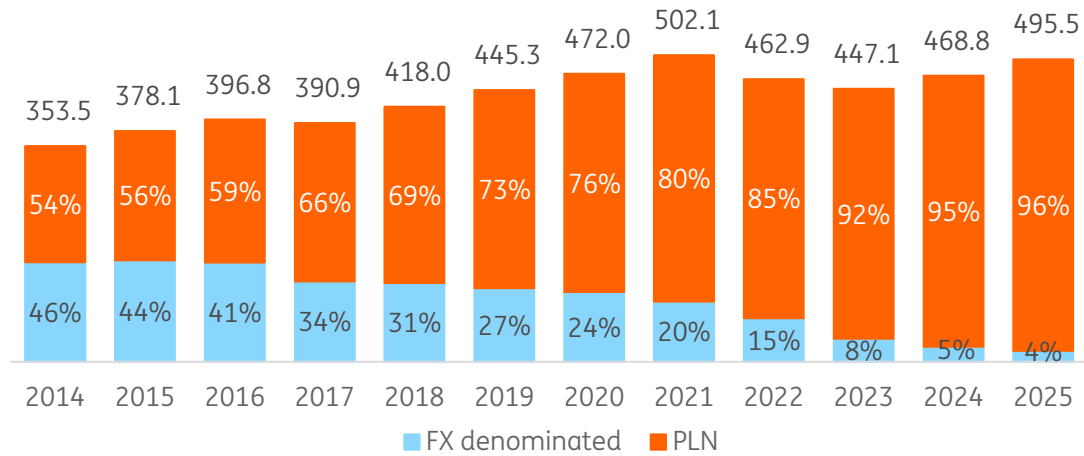


- In 2025, the mortgage market expanded compared to 2024, with the total value of newly granted loans rising by approx. 21% and the number of loans increasing by around 15%
- The growth was supported by improved credit affordability, lower inflation, declining interest rates and stable wage dynamics.
- In 4Q 2025, mortgage sales were significantly higher than in 4Q 2024, with loan value up by approx. 47% year-over-year and the number of loans increasing by around 37%, confirming the continued recovery of housing loan demand.

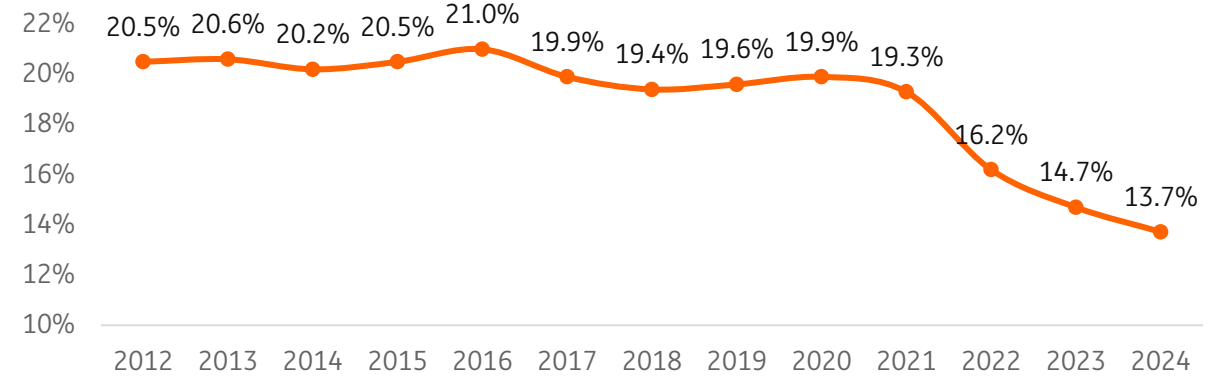
Source: ZBP Amron-SARFIN Report

Mortgage market in Poland and Europe

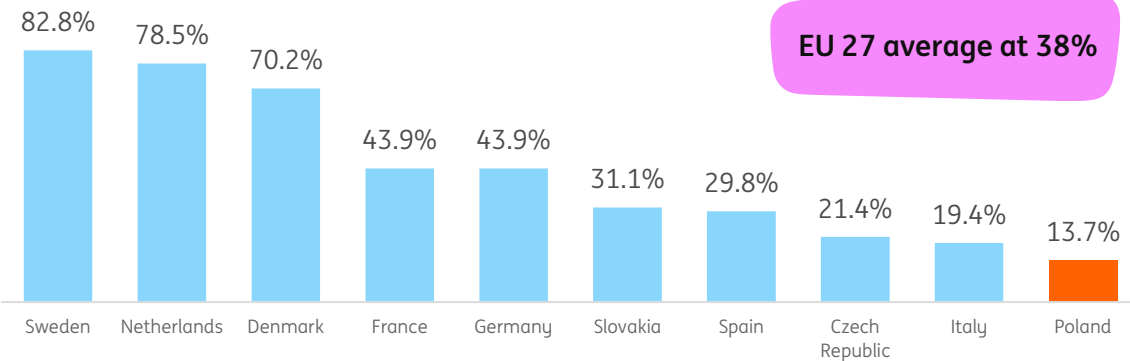
Outstanding residential mortgage loans in Poland (PLN bln)



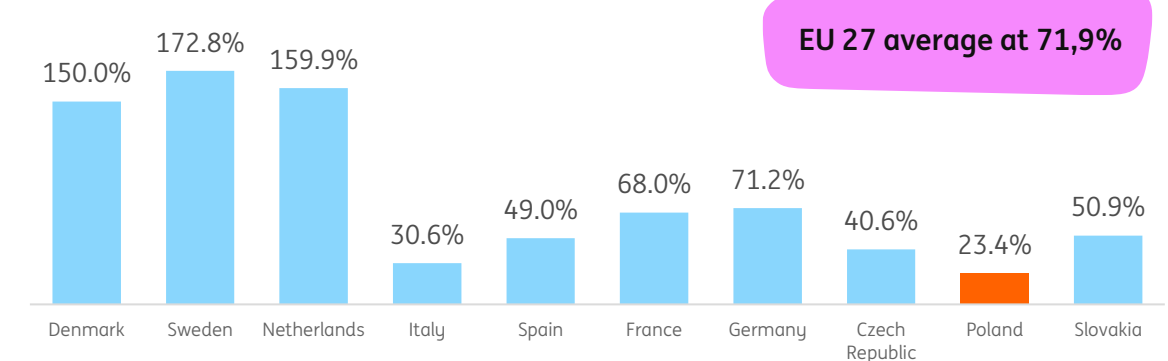
Total outstanding residential loans to GDP in Poland (%)



Total outstanding residential loans to GDP for 2024

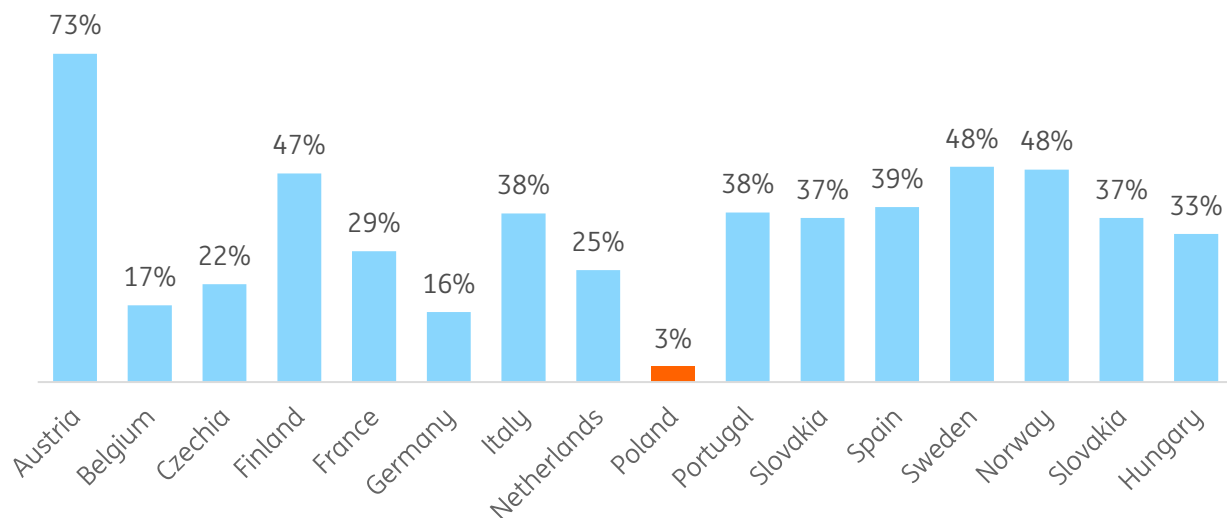


Total outstanding residential loans to disposable income of households ratio for 2024



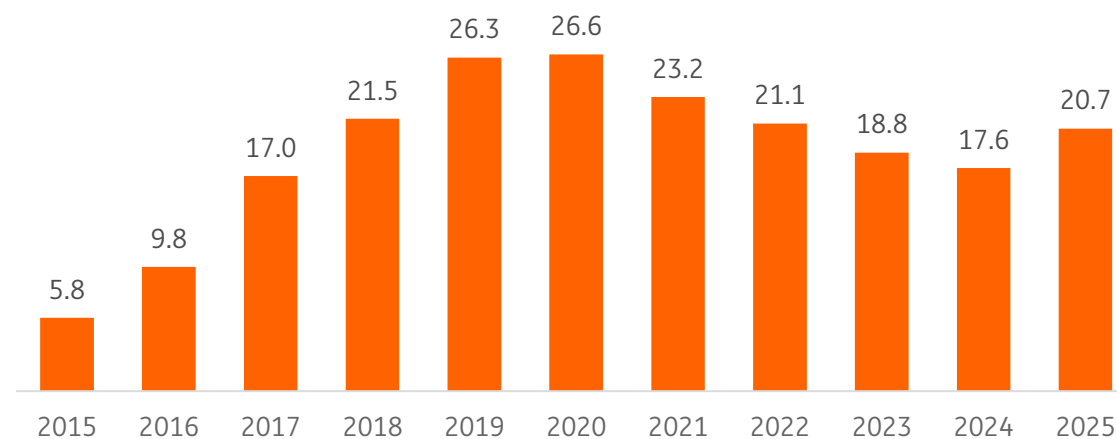
Covered bonds market

Covered bonds share in funding of residential loans (%)



The share of residential mortgage loans financed through covered bonds in Poland remains relatively low, significantly below the levels observed in other European countries.

Outstanding covered bonds issued by polish mortgage banks (PLN bln)



Long term funding ratio introduced by Polish FSA

In July 2024, the Polish Financial Supervision Authority (FSA) issued a recommendation concerning the Long-Term Funding Ratio. Its objective is to encourage banks to increase the share of long-term debt instruments—such as covered bonds—in their liabilities, relative to the value of mortgage loans issued.

ING Bank Hipoteczny Issuer of mortgage covered bonds

Strategy, key highlights
and financial results



Strategic fit within ING Bank Śląski

ING Bank Hipoteczny is fully owned by
ING Bank Śląski

High quality residential mortgage loans

Pooling of high quality, low risk
residential mortgage loans from
ING Bank Śląski

Providing long term funding with covered bonds

Bank's main strategic objective is to
provide ING Bank Śląski with long term
funding by issuing covered bonds

Close cooperation with ING Bank Śląski

Closed cooperation and synergies with
the parent company as a result of
outsourcing loan processing, customer
service, and other operational activities
to ING Bank Śląski



FY 2025 **4.9 bln**

FY 2024 **4.4 bln**

Total assets (PLN)

FY 2025 **46.1 mln**

FY 2024 **31.5 mln**

Net profit (PLN)

TCR **30.20 %**

CET 1 **30.20 %**

Capital ratios (EOY 2025)

FY 2025 **3.5 bln**

FY 2024 **2.5 bln**

Residential housing mortgage
loans in cover pool (PLN)

FY 2025 **0.10 %**

FY 2024 **0.06 %**

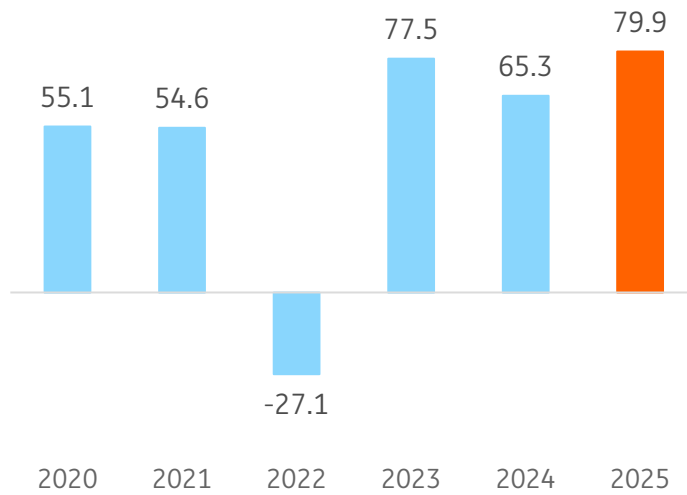
Low cost of risk (share of NPL)

1 500 mln

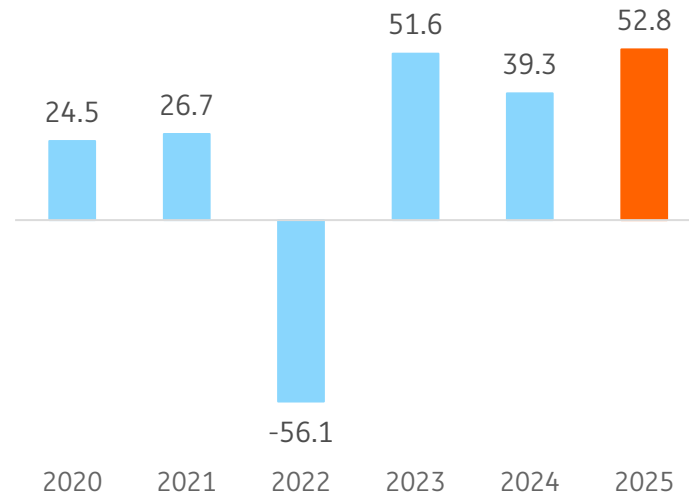
Outstanding covered bonds (PLN)

Financial results

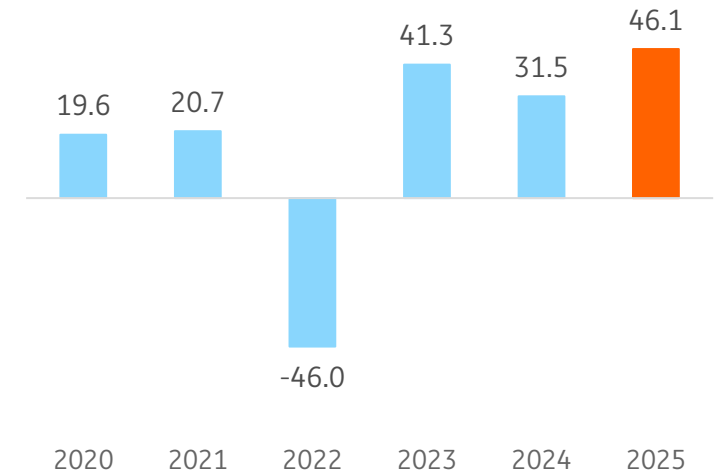
Net interest income (PLN mln)



Operating profit (PLN mln)



Net profit (PLN mln)

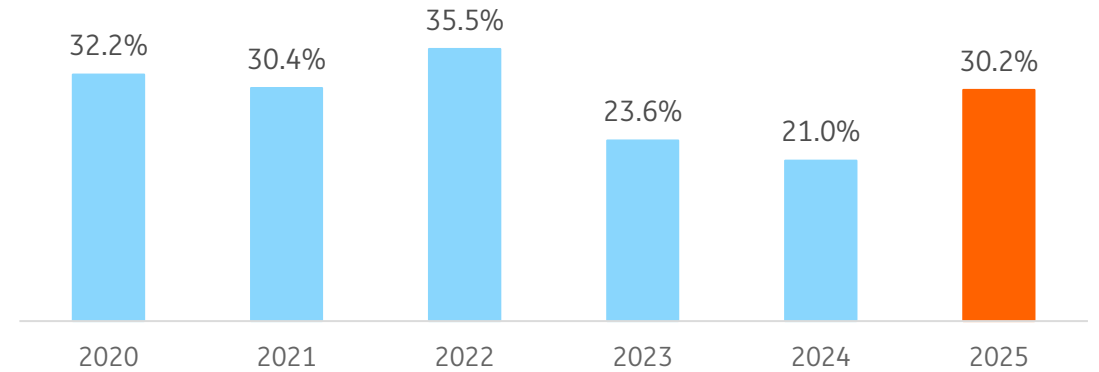


Financial results in 2022 and 2024 marked by the negative impact of credit moratoria. In 2025 ING Bank Hipoteczny achieved the best financial result in its history.

Capital and liquidity ratios

Capital and liquidity ratios remain stable, considerably above regulatory limits.

Total capital ratio (TCR)



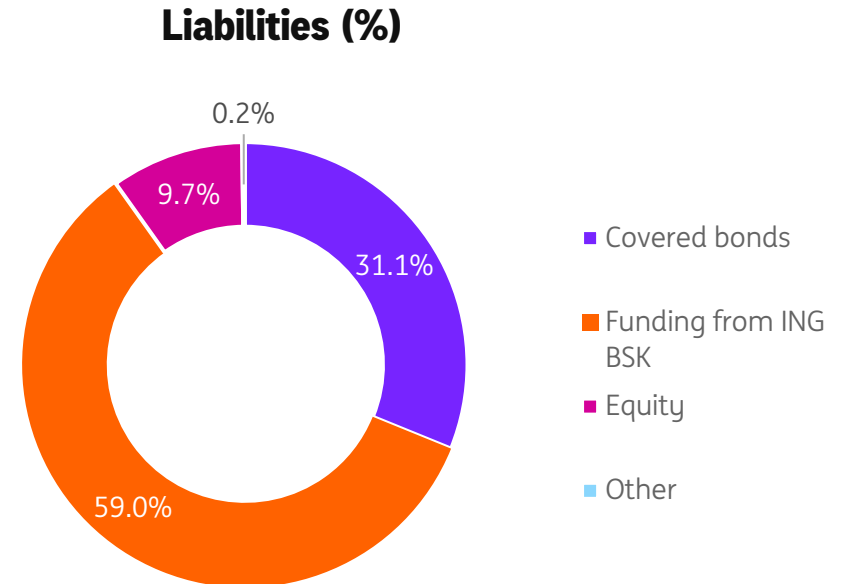
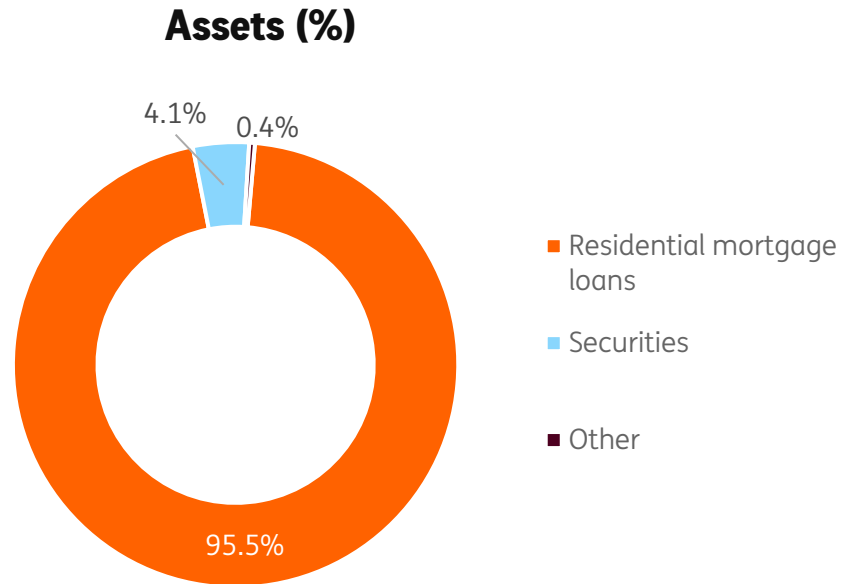
Capital / liquidity ratio	Regulatory minimum	Bank's performance
TCR (Total capital ratio)	11.5%	30.2%
LR (Leverage ratio)	3%	9.2%
LCR (Liquidity Coverage Ratio)	100%	216.6%
NSFR (Net Stable Funding Ratio)	100%	140.1%

Capital & liquidity ratios for 2025 as of December 31, 2025

TCR regulatory minimum includes countercyclical capital buffer of 1%

Source: ING Bank Hipoteczny financial statements 2020-2025

Assets and liabilities structure



Key points

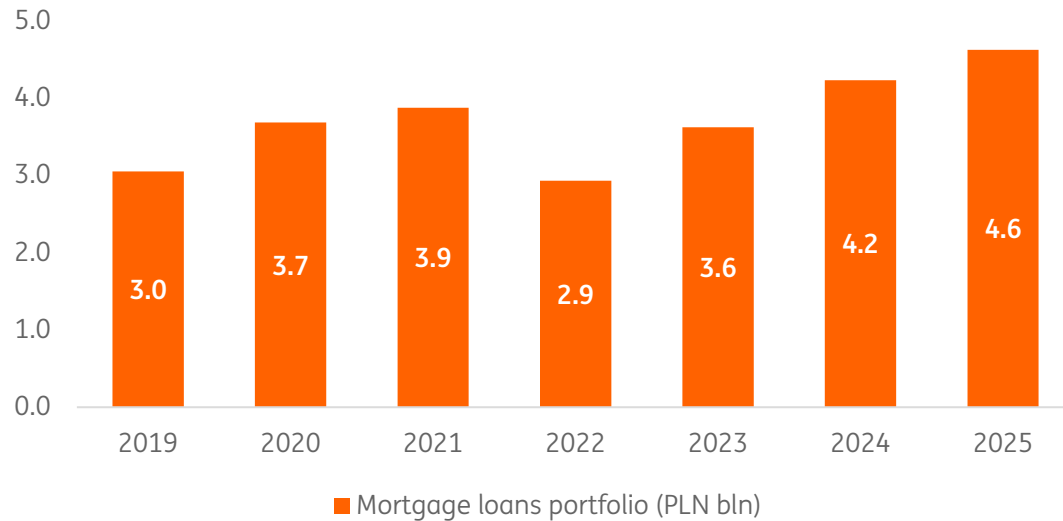
- Total balance sheet of PLN 4.88 bln.
- Assets are primarily PLN residential mortgage loans (PLN 4.66 bln, over 95% of total assets).
- Most of the funding is provided by ING BSK under revolving credit facility.

Bank's mortgage loans and cover pool

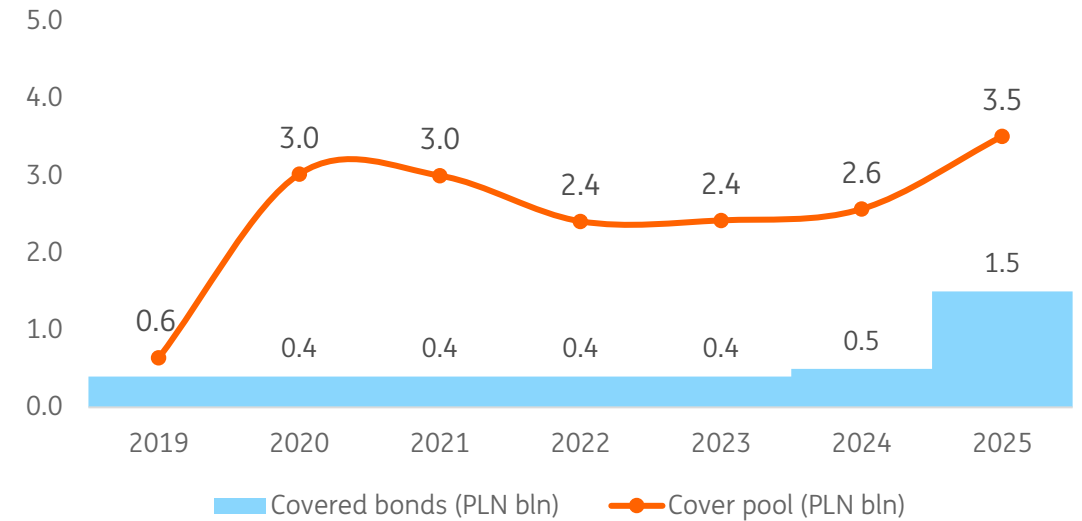


Business volumes

Outstanding residential mortgage loans

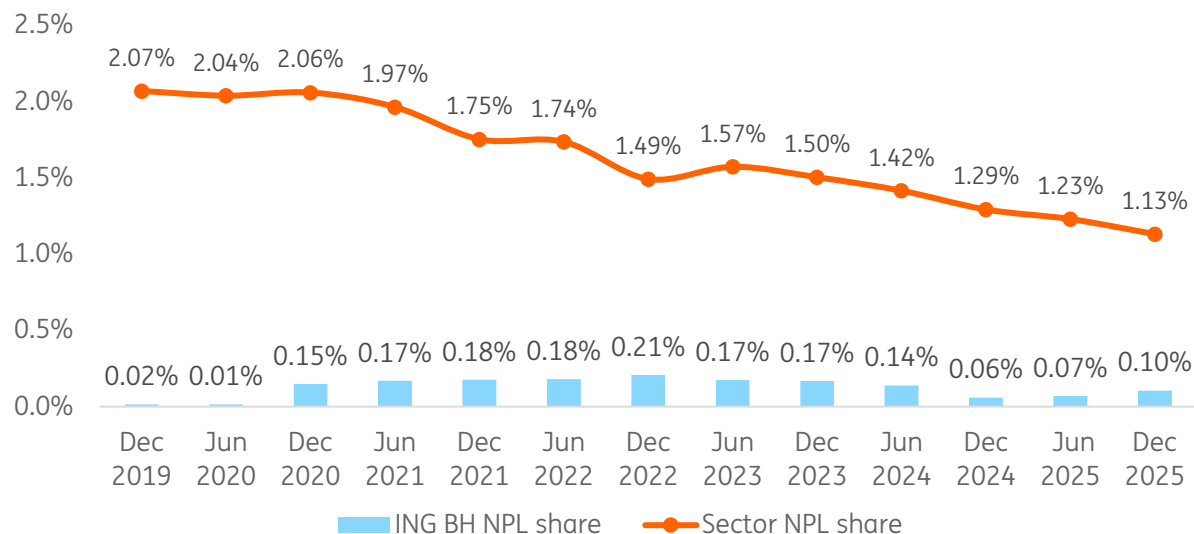


Mortgage loans in cover pool and amount of outstanding covered bonds



Low risk mortgage loans' portfolio

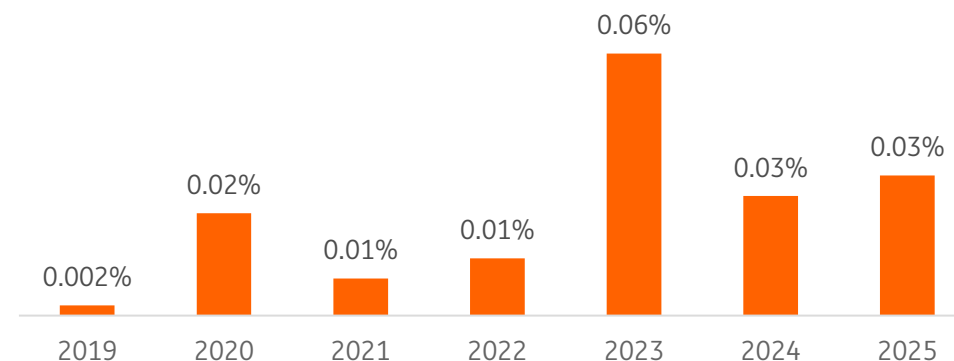
Bank NPL's share vs banking sector (mortgage loans in PLN)



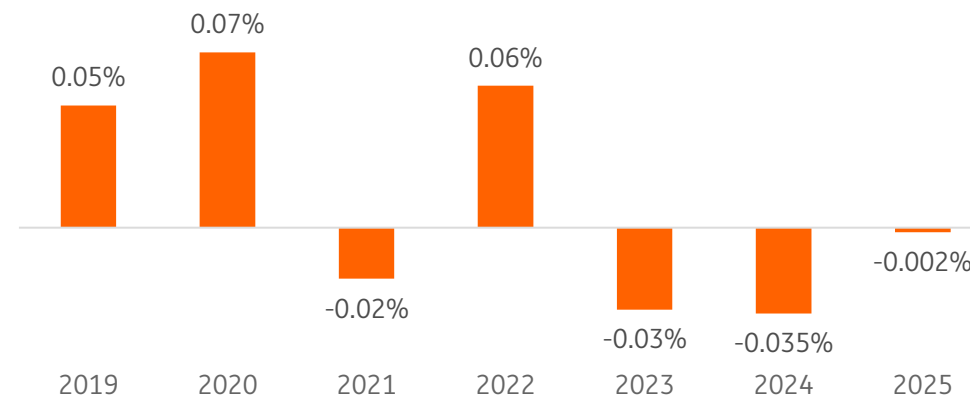
- Very low NPL ratio, significantly below the sector level for PLN mortgage loans, due to a conservative pooling process and proactive management of early arrears.
- Very low DPD +30 (days-past-due) levels despite relatively high level of interest rates.
- Low risk costs, resulting from strict underwriting criteria and very good quality of the loan portfolio.

Source: KNF, ING Bank Hipoteczny financial statements

Share of DPD +30 (%)



Credit risk costs margin (%)



Pooling. Prudent regulatory rules...

LTV (market value) $\leq 80\%$

LTV (mortgage bank lending value) $\leq 100\%$

First-ranking lien in mortgage register

Legal title: ownership or perpetuity

Registration of transferred loans in Bank's cover pool only after Cover Pool Monitor's approval

... combined with conservative internal criteria

Residential mortgage loans in PLN

Contractual maturity: up to 35 years

Interest rate: floating

Collateral: flats or houses

Construction process: completed

Low risk loans only (*IFRS9 Stage 1 level, PD & LGD cap, defaults rejected*)

High quality cover pool of residential mortgage loans in Polish PLN ...

Mortgage loans in cover pool

PLN 3.5 bln of high quality mortgage loans

Cover pool structure

99.6% - mortgage loans
0.4% - liquid assets

Available collateral

Capacity to issue an additional PLN 2.5 bln covered bonds (105% OC)

Standardised mortgage loans in cover pool

- PLN residential mortgage loans only.
- For own housing purposes (no buy-to-let).
- Max. 80% loan to market value.
- 100% variable interest rate based on 6M WIBOR.
- Amortising monthly (interest & principal).

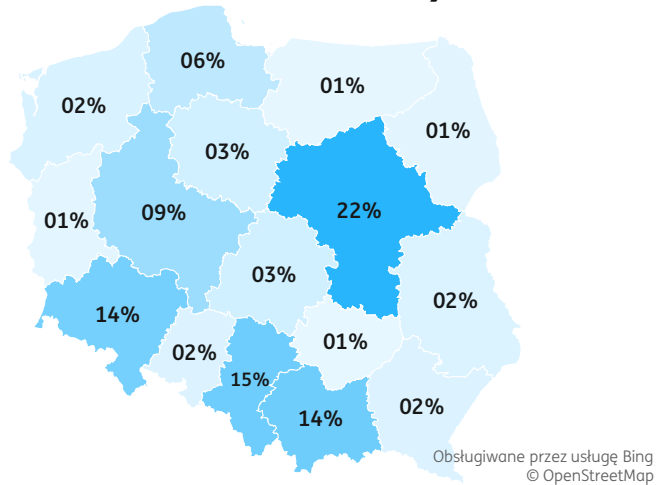
Main cover pool characteristics

- Total cover pool value: PLN 3.51 bln.
- Number of loans: 19,032.
- Average loan size: 184,000.
- Average LtV (mortgage bank lending value): 52.05%.
- Average LtV (market value): 30.7%.
- 10 largest exposures: 0.25% (of total outstanding).

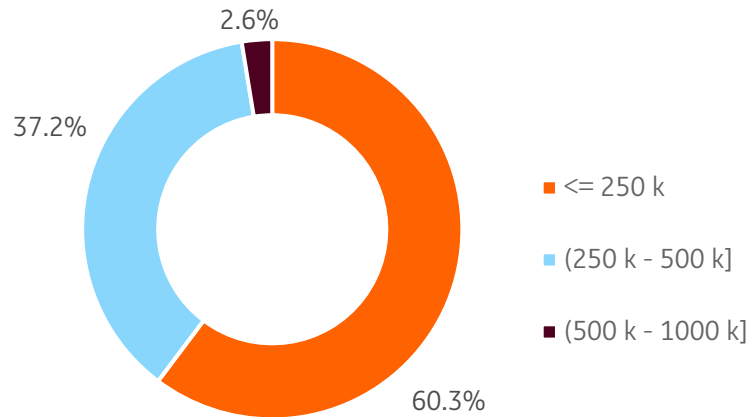
Current OC
129%
over 5% limit

... with good diversification and low LTV

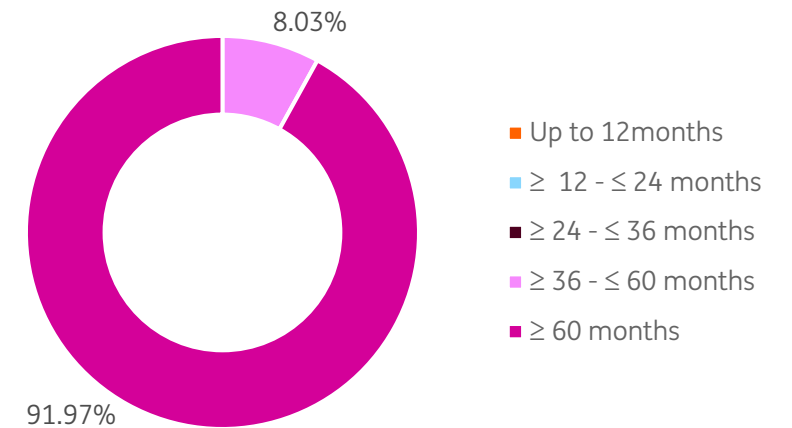
Geographical distribution in cover pool as % of residential loans



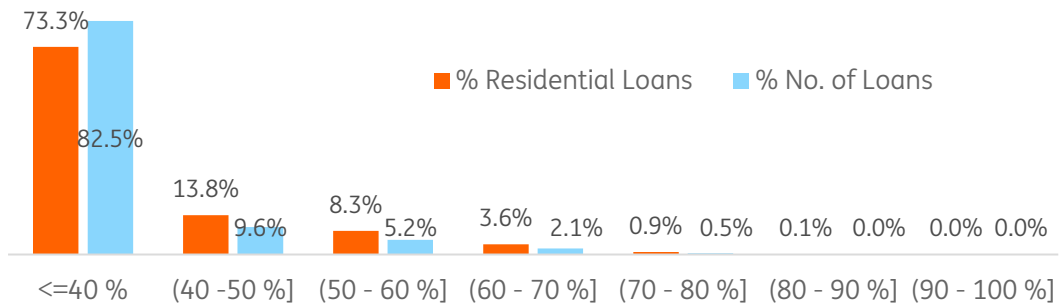
Cover pool composition by loan size as % of residential loans



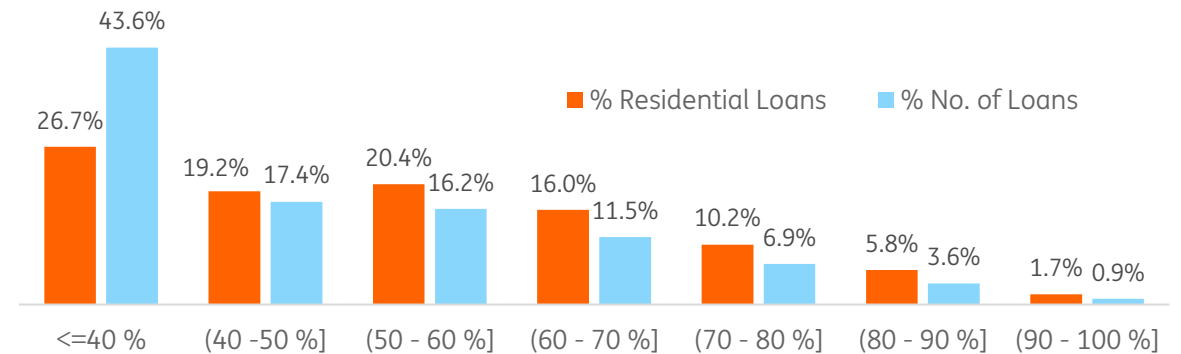
Cover pool composition by loan seasoning as % of residential loans




Cover pool composition by LtV (market value)



Cover pool composition by LtV (mortgage bank lending value)



Covered bonds Programme



EUR 5 bln Covered Bond Programme

- CRD/CRR compliant with Aa1 rating assigned by Moody's
- Cover pool consists of 100% prime Polish residential mortgage loans in PLN only
- Safe mortgage bank lending values of underlying assets
- Polish Covered Bond legislation with minimum legally required overcollateralisation (OC) 5%

Key Programme features

- Size: up to EUR 5 bln
- Currency: no restrictions
- Coupon: floating / fixed
- Tenor: up to 20 years
- Governing law: Polish
- Base prospectus approved on 28 August 2025 by Commission de Surveillance du Secteur Financier and supplemented on 13 May 2026
- Clearing: Euroclear / Clearstream
- Listing: Luxembourg and Poland

Strong and stable rating of Bank's covered bonds

Bank's covered bonds receive the highest Moody's rating available for Polish securities.

Moody's Ratings

Government of Poland
A2 / P1
negative outlook

ING Bank Hipoteczny
Baa1 / P2
stable outlook

+4 notches



+6 notches

Covered bonds rating
for ING Bank Hipoteczny

Aa1

Poland country ceiling at Aa1

Bank's covered bond issuances under EMTN Programme (as of December 31, 2025)

Covered bonds issued	Issuance date	Maturity	Size (PLN mln)	Currency	Margin over 6M WIBOR	Rating (Moody's)	Order book (PLN mln)	Status
Series 1	10.10.2019	10.10.2024	400	PLN	53 bps	Aa1	560	Matured
Series 2	11.09.2024	11.09.2028	500	PLN	55 bps	Aa1	900	Active
Series 3	30.09.2025	30.09.2029	1 000	PLN	78 bps	Aa1	1 300	Active

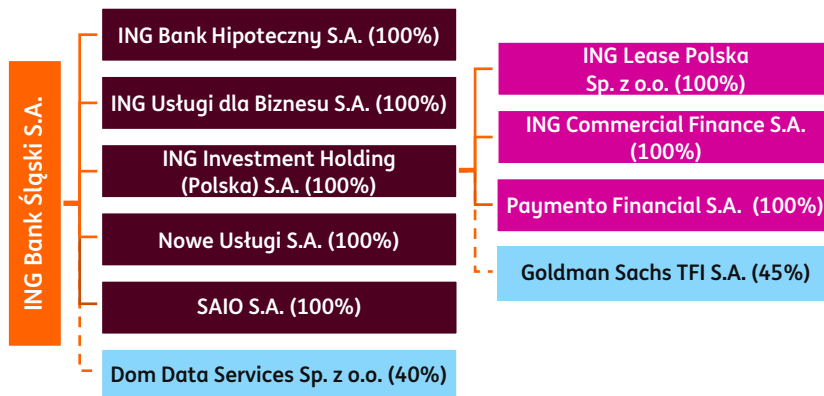
ING Bank Śląski Group overview

ING Bank Śląski Group - snapshot

About the Group

ING Bank Śląski S.A. has been present in the Polish market since 1989. Since 1994 it has been quoted on the Warsaw Stock Exchange. In its over 30-year history, ING Bank Śląski S.A. has become one of the largest banks in Poland. The Group renders services in the following areas: retail and corporate banking, leasing and factoring as well as money and capital markets. The Group serves 5.3 million clients via a fledged network of branches and state-of-the-art remote service channels.

Group structure



Competitive edge

- Fast organic growth capacity
- Innovative client service channels
- High ING brand recognition
- Strong capital base and high liquidity
- High ROE

Bank LT rating

(21 April 2026)

	Fitch	Moody's
Poland	A-	A2
ING Bank Śląski S.A.	A+	A2
ING Bank N.V.	AA-	A2

Market position and capital ratios

Our competitive position (EoY 2025)

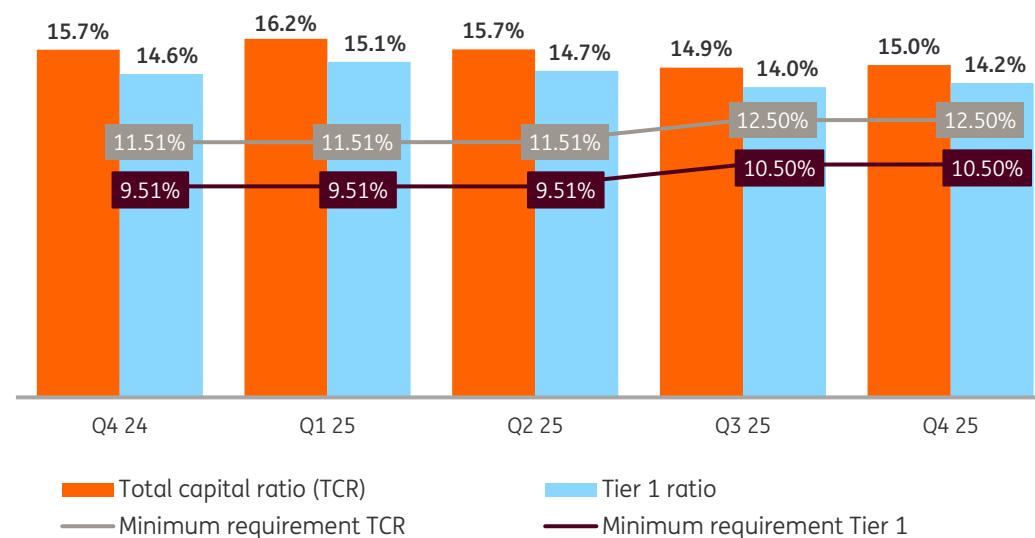
Measure	Value		Market position
Number of clients (mln)	5.3	31 Dec 2025	#4
Total assets (PLN bln)	282.0	31 Dec 2025	#4
Client deposit portfolio (PLN bln)	233.4	31 Dec 2025	#3
Gross receivables portfolio from clients (PLN bln)	180.3	31 Dec 2025	#3
Commercial balance (PLN bln)	415.6	31 Dec 2025	#3
Capitalisation (PLN bln)	44.4	31 Dec 2025	#5
P/BV ratio*	2.1x	31 Dec 2025*	#2

* The indicator is calculated based on the share price at the end of 2025

ING Bank Śląski market position (2025)

We are the third largest bank in Poland in terms of client deposits and receivables and the fourth based on asset size – on a consolidated basis at the end of Q4 2025. We were the fifth largest bank in terms of market capitalisation (PLN 44.4 billion) as at 2025 yearend, with our Price to Book Value (P/BV) ratio being the second highest in the sector at 2.1x.

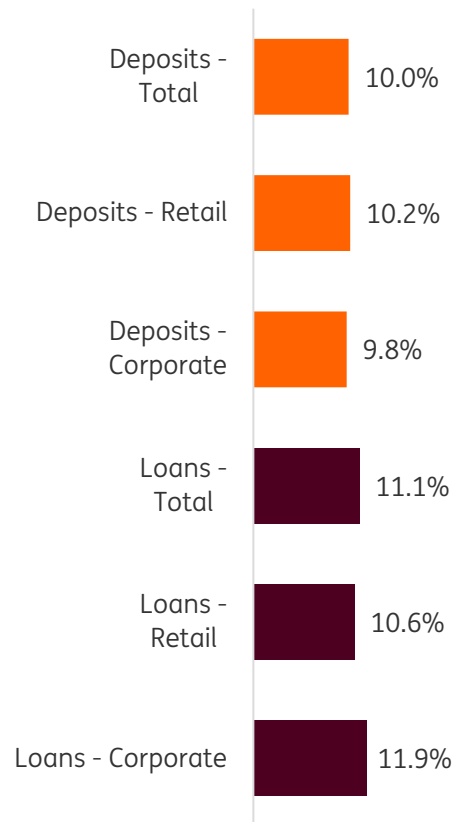
Consolidated capital ratio (TCR)



Market shares & deep dive in mortgage portfolio

Market shares

(Q4 2025)

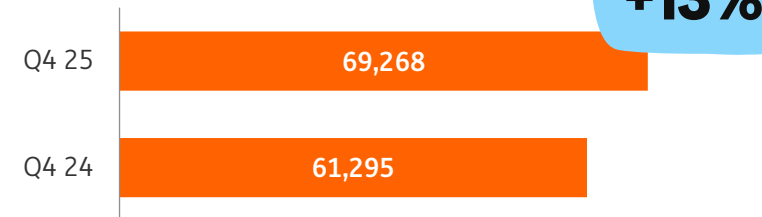


19.0% - market share in new sales of mortgage loans

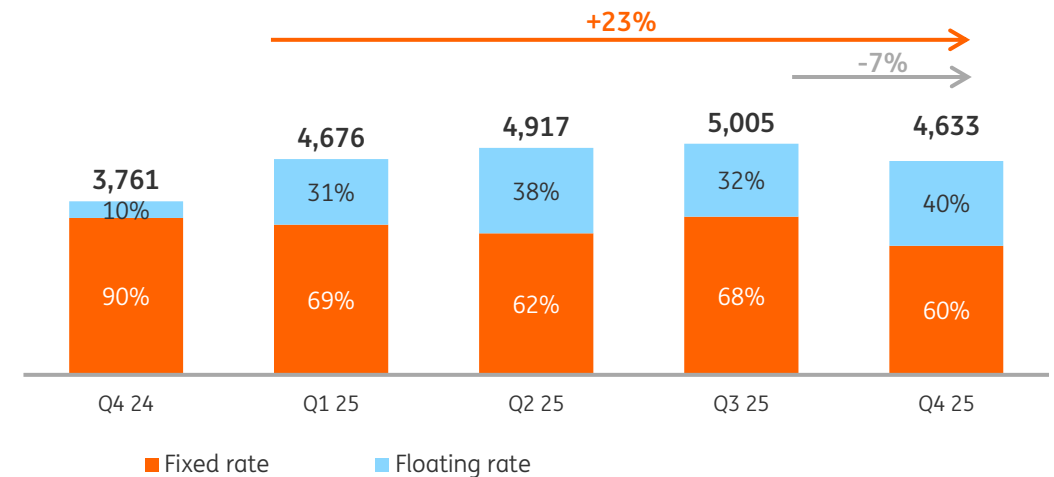
14.2% - market share in terms of PLN mortgage loans portfolio

Growing mortgage volumes y/y

Mortgage loan portfolio (PLN mln)



Mortgage loans production (PLN bln)



Polish covered bonds legal framework



Polish legal framework

Robust regulatory framework

- Polish covered bonds and mortgage banks are regulated by the Polish Covered Bond Act.
- Only specialised mortgage banks are entitled to issue covered bonds.
- Dual recourse principle.
- Special supervision by the local FSA.
- Independent Cover Pool Monitor supervision of the cover pool (Cover Pool Monitor appointed by and responsible before the FSA).
- Conservative approach to the mortgage lending value (through-the-cycle) of real estate securing underlying assets.
- Regulatory limits involving (among others): min. 5% overcollateralisation, liquidity buffer to cover the maximum cumulative net liquidity outflow in 180 days, obligatory coverage and liquidity testing regimes.

Eligible assets only

- First lien Polish residential mortgage loans.
- Legal title to the property located in Poland.
- Mortgage lending value LTV limit for residential mortgages $\leq 100\%$.
- High quality substitute assets.
- Derivatives inclusion.

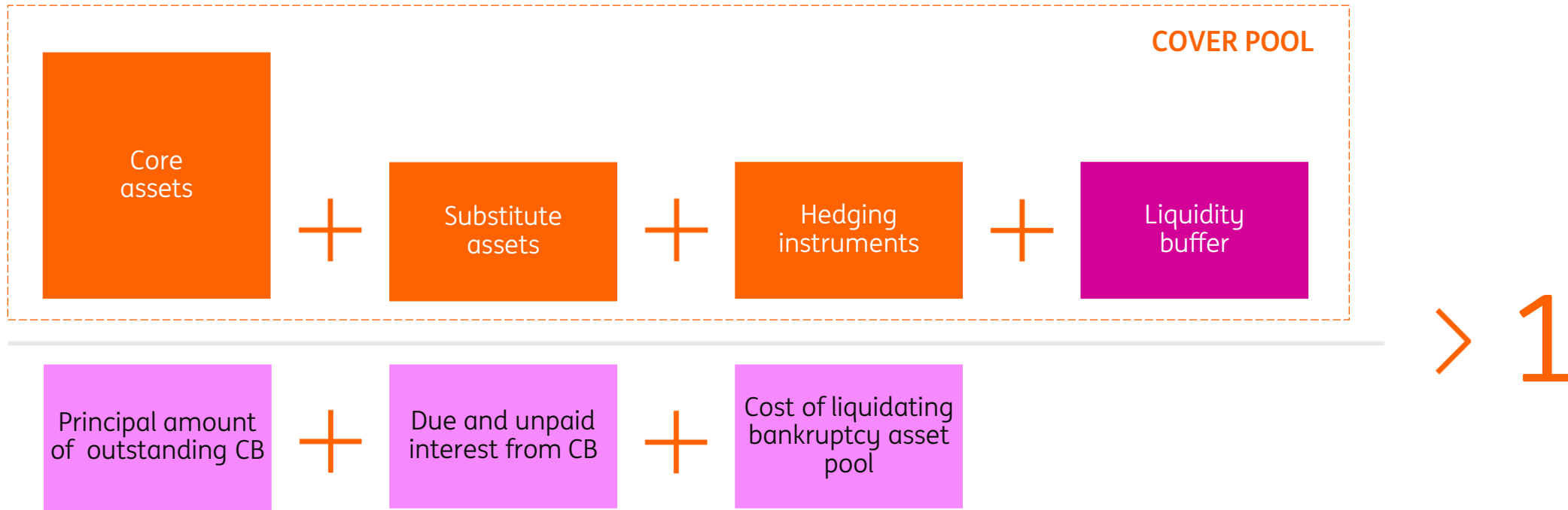
Insolvency proceedings

- Legally defined and predictable bankruptcy procedure.
- In case of insolvency strict procedure driven by coverage/liquidity test results.
- Covered bond maturity extension by 12M (Soft Bullet), or
- Further Covered bonds maturity extension (Conditional Pass Through).
- Bail-in exempt*.

Covered Bond Directive compliant

*In the event of compulsory restructuring of mortgage banks, covered bonds may be subject to compulsory write-down and/or conversion to the extent the value of the covered bonds exceeds the value of the cover pool.

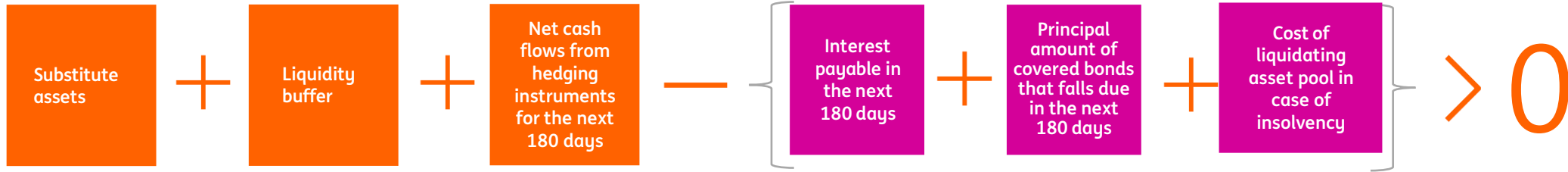
Coverage test required to ensure the safety of covered bonds ...



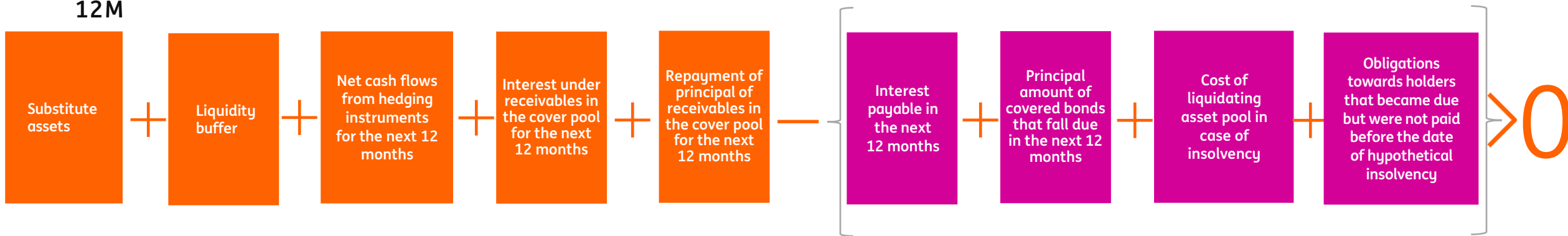
- Coverage test verifies whether the value of assets in a cover pool allows for outstanding covered bonds claims.
- The coverage test is performed based on the following sets of data:
 - real data as of day testing.
 - scenarios concerning changes of FX rates.
- Test must be performed minimum each 6 months.

...as well as liquidity tests

180D



12M



- Liquidity test is performed to verify that assets in the cover pool allows for full satisfaction of all claims under outstanding covered bonds, even if their maturity is extended in case of issuer insolvency.
- Liquidity test is run separately for 180d and 12M time horizon.
- The test is performed based on the following sets of data:
 - real data as of day of testing,
 - scenarios concerning changes of FX rates and scenarios concerning the shift of interest rate curves.
- The liquidity test must be performed at least every three months.

Experienced management team

ING Bank Hipoteczny Management Board

Jacek Frejlich – President of the Management Board

Graduate of Faculty of Economics at the Cracow University of Economics and Lancaster University Management School.
Responsible for the Management Department including Internal Audit, HR, Legal and Compliance.

Katarzyna Majchrzak – Vice-President of the Management Board

Graduate of Faculty of Management at the University of Economics in Poznań with specialization of capital investments and financial strategies of enterprises.
Responsible for the Risk Department.

Marek Byczek – Vice-President of the Management Board

Graduate of Faculty of Law and Finance at the WSB University in Poznań.
Responsible for Finance, Treasury, Business & Operations and IT Departments.

Contact

Management Board Bureau

E: info@inghipoteczny.pl

ING Bank Hipoteczny S.A

Chorzowska 50

40-101 Katowice

Poland

www.inghipoteczny.pl

Robert Kucharski

Treasurer

M: +48 887-864-609

E: robert.kucharski@inghipoteczny.pl



do your thing

Disclaimer (1/3)

IMPORTANT: You must read the following before continuing. The following applies to the materials contained in this presentation. You must read this disclaimer carefully before reading or accessing this presentation. In reading or accessing this presentation, you agree to be bound by the following terms and conditions, including any modifications to them any time you receive any information from us as a result of such access.

ANY COVERED BONDS TO BE ISSUED HAVE NOT BEEN, AND WILL NOT BE REGISTERED UNDER THE UNITED STATES SECURITIES ACT OF 1933, AS AMENDED (THE SECURITIES ACT), OR WITH ANY SECURITIES REGULATORY AUTHORITY OF ANY STATE OR OTHER JURISDICTION OF THE UNITED STATES. ANY COVERED BONDS TO BE ISSUED MAY NOT BE OFFERED OR SOLD WITHIN THE UNITED STATES OR TO, OR FOR THE ACCOUNT OR BENEFIT OF, U.S. PERSONS UNLESS THEY ARE REGISTERED UNDER THE SECURITIES ACT OR AN EXEMPTION FROM THE REGISTRATION REQUIREMENTS OF THE SECURITIES ACT IS AVAILABLE.

This presentation is not intended for distribution in the United States or to U.S. persons (as defined in Regulation S) under the Securities Act. Persons who come into possession of any document or other information referred to herein should inform themselves about and observe any such restrictions. Any failure to comply with these restrictions may constitute a violation of the securities laws of such jurisdictions.

This presentation has been prepared solely by and is the property of ING Bank Hipoteczny S.A. (the Issuer).

By attending this presentation or reading or accessing this presentation you represent, warrant and agree that:

- (i) you will not reproduce or transmit the contents (in whole or in part) of this presentation by any means; directly or indirectly;
- (ii) you have understood and agreed to the terms set out herein;
- (iii) you consent to delivery of this presentation by electronic transmission, if applicable;
- (iv) you are not in the United States (and you are not acting for a person who is in the United States) and you are not a U.S. person (as defined in Regulation S under the Securities Act); and
- (v) if you are in the United Kingdom, you are a person who has professional experience in matters relating to investments falling within the definition of “investment professional” as defined under Article 19(5) of the Financial Services and Markets Act 2000 (Financial Promotion) Order 2005, as amended (the Order), a person who falls within Article 49(2)(a) to (d) of the Order being a high net worth entity or otherwise a person to whom it may otherwise lawfully be distributed, including subject to the restrictions set out in the paragraphs below (all such persons together being referred to as relevant persons). The presentation is directed only at relevant persons and must not be acted on or relied on by persons who are not relevant persons. Any investment or investment activity to which this presentation relates is available only to relevant persons and will be engaged in only with relevant persons. This presentation may only be communicated to persons in the United Kingdom in circumstances where section 21(1) of the FSMA does not apply to the Issuer.

Disclaimer (2/3)

This presentation is not directed or intended for distribution to, or use by, any person or entity that is a citizen or resident located in any locality, state, country or other jurisdiction where such distribution, publication, availability or use would be contrary to the law or regulation of that jurisdiction or which would require any registration or licensing within such jurisdiction.

Advertisement. The information presented herein is an advertisement and does not comprise a prospectus for the purposes of Regulation (EU) 2017/1129 or Regulation (EU) 2017/1129 as it forms part of domestic law by virtue of the European Union (Withdrawal) Act 2018. This presentation does not constitute an offer to sell or the solicitation of an offer to buy any securities of the Issuer. No part of this presentation, nor the fact of its distribution, should form the basis of, or be relied on in connection with, any contract or commitment or investment decision whatsoever. Any purchase of the Securities in the Offering should be made solely on the basis of the final prospectus and the final terms to be prepared in connection with the Offering, which will contain the definitive terms of the transactions described herein. The final prospectus and the final terms, when published, will be made available on the website of the Issuer at <http://www.inghipoteczny.pl/> and website of the Luxembourg Stock Exchange at <http://www.luxse.com/>.

Manufacturer target market (MIFID II) is eligible for counterparties and professional clients only (all distribution channels). No PRIIPs key information document (KID) has been prepared as not available to retail in the EEA.

THIS PRESENTATION DOES NOT CONSTITUTE FINANCIAL, LEGAL, TAX, ACCOUNTING, INVESTMENT OR OTHER ADVICE. This document is for information purposes only, and does not take account of the specific circumstances of any recipient. Each recipient of this presentation should make its own independent investigation and appraisal of the business, operations, financial condition, prospects, creditworthiness, status and affairs of the Issuer and consult with its own financial, legal, tax, accounting, investment or other advisers to the extent necessary.

NO RELIANCE SHOULD BE PLACED FOR ANY PURPOSES ON ANY INFORMATION CONTAINED IN THIS PRESENTATION. No representation, warranty or undertaking, express or implied, is given in or in respect of, this presentation. To the fullest extent permitted by law, the Issuer and any investment bank involved with the potential issue of Covered Bonds (collectively, the Managers) and any of their directors, officers, employees, agents, affiliates, advisers or representatives or any other person acting on its or their behalf disclaim all responsibility and liability for any loss arising from the use of this presentation, its contents, its omissions, reliance on the information contained within it, or the opinions communicated in relation thereto or otherwise arising in connection therewith. No person shall have any right of action (except in case of fraud) against the Issuer or Managers or any other person in relation to the accuracy or completeness of the information contained herein or communicated verbally in connection herewith or in any other document made available in connection herewith. The statements of fact in this presentation have been obtained from and are based on sources the Issuer believes to be reliable. The Issuer and the Managers do not guarantee their accuracy, and any such information may be incomplete or condensed. All opinions, estimates and projections contained in this presentation are those of the Issuer as of the date hereof and are subject to change without notice. The information in this presentation has not been independently verified. Where industry, market or competitive position data contained in this document has come from official or third party sources, such data have been obtained from sources believed to be reliable, but that there is no guarantee of the accuracy or completeness of such data. The Issuer and the Managers have not independently verified such data. The Managers are not recommending or making any representations as to suitability of any securities. Certain of the Managers and their affiliates have engaged, and may in the future engage, in investment banking and/or commercial banking transactions with, and may perform other services for the Issuer and its affiliates in the ordinary course of business.

Disclaimer (3/3)

Participation in any investor meetings and any discussion with the Managers in relation to the proposed transaction will involve a market sounding. Any discussions with the Managers by telephone may be recorded and by contacting any of the Managers in relation to the transaction an investor is deemed to consent to such recording unless it advises the relevant bank otherwise. As a result of any access of the preliminary prospectus or investor presentation (to the extent made available through NetRoadshow or any similar platform), attendance of the investor meeting or contacting of any of the Managers in relation to the proposed transaction, the contacted person is deemed to have confirmed to the mandated banks that the relevant person attending the meeting, accessing the preliminary prospectus or investor presentation or contacting the relevant bank is entrusted by the investor to receive any market sounding and to provide this confirmation on behalf of the relevant investor. The market sounding will only involve information not considered to be inside information but the investor is also obliged to form its own view of this. By accessing the preliminary prospectus or investor presentation, or attending the investor meeting, the relevant person accessing such materials or attending such meeting on behalf of the investor is deemed to consent to any market sounding involved in such access or investor meeting or subsequent discussions between the Managers and that person on behalf of the investor and that such market sounding may proceed accordingly. The information being disclosed for the purposes of such market sounding will consist of the investor presentation only, and so an investor should only access the investor presentation, or attend the investor meeting if it agrees to receive the market sounding.

Certain statements made in this presentation are forward-looking statements. Such forward-looking statements may include, without limitation, statements about the beliefs and expectations of the Issuer and their respective directors and officers in relation to their business strategies, trends in their business, competition, competitive advantage and regulatory changes. Words such as "anticipates", "aims", "assumes", "believes", "budgets", "considered", "continue", "could", "due", "estimates", "expects", "forecasts", "goal", "intends", "likely", "may", "plans", "positioned", "potential", "predicts", "project", "risks", "seeks", "scheduled", "should", "targets", "will", "would" or the negative or variations of such words and similar future or conditional expressions, are intended to identify forward-looking statements but are not the exclusive means of identifying such statements. By their very nature, forward-looking statements involve risk and uncertainty, both general and specific, because they relate to events and depend upon future circumstances that may or may not occur, many of which are beyond the control of the Issuer and all of which are based on their current beliefs and expectations about future events. Such forward-looking statements involve known and unknown risks, uncertainties and other factors, which may cause the actual results, performance or achievements of the Issuer, or industry results, to be materially different from any future results, performance or achievements expressed or implied by such forward-looking statements. Such forward-looking statements are based on numerous assumptions, including but not limited to, the present and future business strategies of the Issuer and the environment in which the Issuer will operate in the future, including changing economic, business or other market conditions. These forward-looking statements speak only as at the date of this presentation. The Issuer does not intend to update these forward-looking statements except as may be required by applicable securities laws. You should not rely on such forward-looking statements.

Certain data in this presentation has been rounded. As a result of such rounding, the totals of data prescribed in this presentation may vary slightly from the arithmetic total of such data

This presentation and the information contained herein is strictly confidential and is being sent to selected recipients only. It must not be reproduced (in whole or in part), distributed or transmitted to any other person. Failure to comply with this restriction may constitute a violation of applicable securities laws. The information contained in this presentation has not been subject to any independent audit or review. If this presentation has been sent to you in an electronic form, you are reminded that documents transmitted via this medium may be altered or changed during the process of electronic transmission.

The Issuer is not under any obligation to update or keep current information contained in this presentation, to correct any inaccuracies which may become apparent, or to publicly announce the result of any revision to the statements made herein.

ING

